

Republic of Bulgaria

ANNUAL IMPLEMENTATION REPORT 2012

Bulgaria - Turkey IPA Cross-border Programme CCI No. 2007CB16IPO008

June 2013



TABLE OF CONTENTS

PREFACE..... 3

1. IDENTIFICATION..... 4

2. OVERVIEW OF THE IMPLEMENTATION OF THE PROGRAMME 5

 2.1. Achievement and analysis of the progress 6

 2.2. Information about compliance with Community law 22

 2.3 Significant problems encountered and measures taken to overcome them..... 24

 2.4 Changes in the context of the programme implementation (if relevant) 24

 2.5 Complementarity with other instruments 29

 2.6 Monitoring arrangements 35

3. IMPLEMENTATION BY PRIORITY..... 46

 3.1 Priority Axis 1 “Sustainable Social & Economic Development” 46

 3.2 Priority Axis 2 “Improvement of the quality of life” 52

4. MAJOR PROJECTS (IF APPLICABLE)..... 56

5. TECHNICAL ASSISTANCE 56

6. INFORMATION AND PUBLICITY 61

Annexes

PREFACE

This report is elaborated in accordance with provisions of Article 112 of Commission Regulation (EC) No 718/2007 of 12 June 2007 implementing Council Regulation (EC) No 1085/2006 establishing an instrument for pre-accession assistance (IPA). The Annual report (2012) on the implementation of the Bulgaria-Turkey IPA Cross-border programme (2007-2013) encompasses information related to progress in programme implementation, achievements measured by relevant indicators at the level of priority axis, financial implementation, monitoring and evaluation, summary of significant problems encountered and measures taken to resolve the respective problems, issues related to technical assistance, measures taken to provide information and publicity, to be transparent and to facilitate stakeholders as well as to make activities more visible, etc.



1. IDENTIFICATION

The Annual implementation report (AIR) is drawn up following the requirements under Article 112 of Commission Regulation (EC) No 718/2007.

The current report is the fifth annual implementation report for the Bulgaria - Turkey IPA Cross-Border Programme, CCI Number 2007CB16IPO008 and is covering the reporting period from 1st of January 2012 till 31st of December 2012.

The Managing Authority for the Programme is the Bulgarian Ministry of Regional Development and Public Works (MRDPW) having as counterpart the Turkish Ministry for EU Affairs, as the National Authority (NA).

Objective concerned:	IPA Cross-border Cooperation	
Programming period:	2007 – 2013	
Programme:	Bulgaria – Turkey IPA Cross-border Programme	CCI No. 2007CB16IPO008
Eligible area concerned:	On the Bulgarian side - Burgas district (13 municipalities); - Yambol district (5 municipalities) and - Haskovo district (11 municipalities)	On the Turkish side - province Edirne and - province Kırklareli
Reporting year:	2012	

The Annual implementation report 2012 for the Bulgaria – Turkey IPA CBC Programme 2007-2013 has been elaborated jointly between Managing Authority and National Authority. The National Authority contribution was received on 10th of May 2013.

Date of approval by the Head of MA:	28th of May 2013
Date of approval of the Annual report by the Joint Monitoring Committee:	19th of June 2013

2. OVERVIEW OF THE IMPLEMENTATION OF THE PROGRAMME

This Bulgaria - Turkey IPA Cross-border Programme 2007-2013 is financed by the European Union through the IPA Fund and co-financed by Bulgaria and Turkey through contributions from state budgets.

The **Programme document** drafted jointly by the two countries through a large partnership with national, regional and local stakeholders was approved by the European Commission with Decision C(2007) 6477 on 20 December 2007, amended with Decision C(2010) 3777 on 22 June 2010, Decision C (2012) 4940 on 13th July 2012 and Decision C (2012) 8372 on 16th November 2012. It sets out the general framework of intervention of IPA in the programme cross-border area. The Programme continues the evolution of the EU's cross-border initiatives, reflected in the External Border Initiative Programme and Phare Cross Border Co-operation Programme between Bulgaria and Turkey.

Within the period till December 2012 two Calls for proposals have been launched under the Programme which attracted over 250 applications. This is positive sign for dynamics of bilateral collaboration and intensity of cooperation at stage of preparation of project proposals. At the same time it shows good will and increased interest in launching common cross-border initiatives which to contribute for sustainable development of the region.

The number of subsidy contracts signed till the end of 2012 is 70 (48 subsidy contracts under First Call for proposals and 22 under the Second Call). The subsidized under the Programme projects cover variety of thematic issues including small-scale infrastructure, knowledge sharing and education, innovation, science, cultural exchange, sustainable development through enhanced ecology, tourism, etc. Projects under the Programme are often relatively small but create valuable cross-border partnership, influence territorial cohesion, contribute for sharing the European values and facilitating integration.

Within its implementation the programme respects requirements regarding equal opportunities and protection of the environment.

The objectives and priority axis of the programme are presented in the figure below:

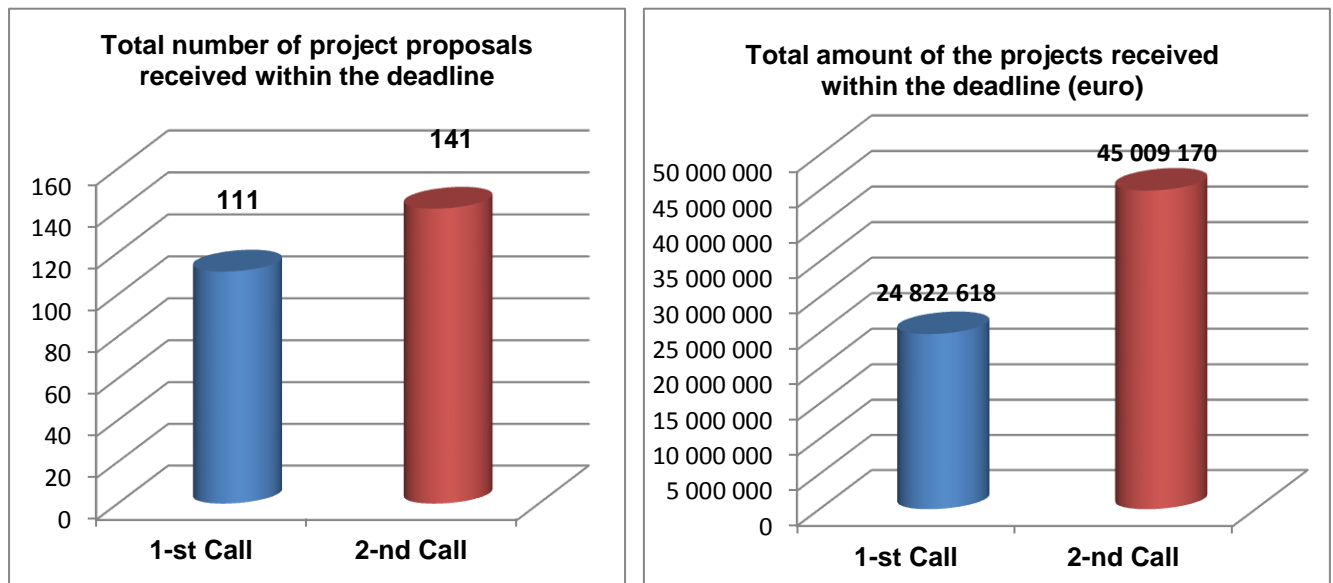


2.1. ACHIEVEMENT AND ANALYSIS OF THE PROGRESS

During 2012, there is a continuation of the progress made in 2011 regarding the contracting process. Under the First Call for proposals of the Programme, 48 subsidy contracts were signed in 2011 and were under implementation in year 2012. Additionally, the Second Call for Proposals under the Bulgaria-Turkey IPA Cross-border Cooperation Programme was launched in the last quarter of 2011 and 27 project proposals were approved for funding on JMC meeting on 13th July 2012. Based on the higher number of good quality project proposals (passed the technical and quality assessment with scored over 65 points), the JMC took a decision to supplement to the initial budget for financing projects under the Second Call with non-contracted amounts from the previous two years and with financial allocation for year 2012. Twenty two (22) subsidy contracts under the Second Call for proposal were signed until the end of the period under review.

The year 2012 features acceleration of the contracting and verification processes and increased interest in submission of project proposals.

The graphics bellow present comparison between First call and Second call for submission of project proposals under the Programme.

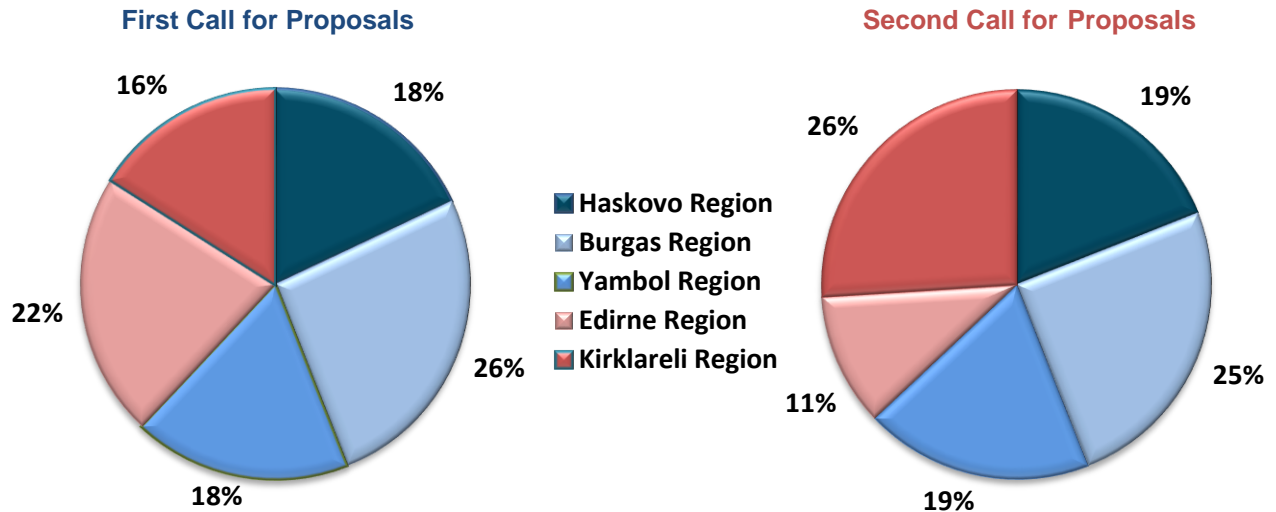


The figures show that there is around 25% increase of number of proposals submitted within the Second call for Proposals in comparison with the First Call under the Programme and the amount of the projects received is doubled under the Second Call for Proposals.

The proportion between the proposals for soft and investment measures is roughly the same for both Calls: 39 investment and 72 soft measures for the First Call and 50 investment and 84 soft measures for the Second Call for proposals.

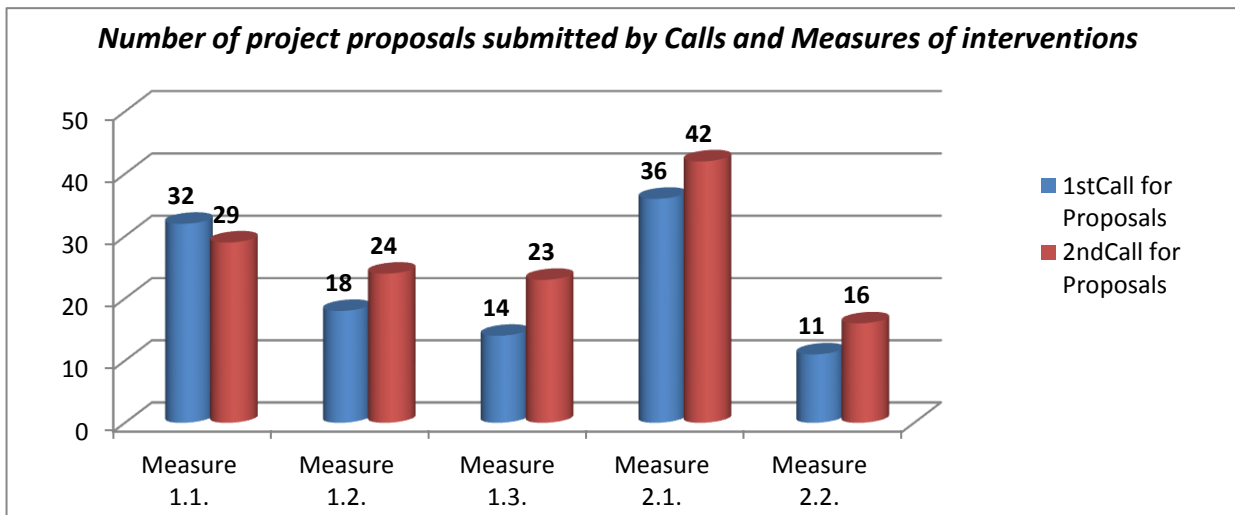
The interest in submission of project proposals within both Calls for proposals under the Programme is presented in the graphics below.

Number of projects by regions - %



The data represent increased interest in submission of project proposals under the Second call in comparison with the First call, on behalf of all the Haskovo, Yambol, Edirne and Kirklareli districts within the cross-border area from Bulgarian and Turkish side.

The comparison of the received project proposals by measures illustrates the increased interest by the potential beneficiaries in almost all measures under Second Call of the Programme.



Note: Under the Second call for Proposals 141 applications had been registered out of which 7 application packages did not contain Application forms and there is no information for their content. In that connection, the further analysis is based on the assessment of 134 application forms.

2.1.1 Status of the projects as of 2012

1st Call for Proposals	No. 2007CB16IPO008-2009-1
Launched on 28th September 2009	Budget: € 10 633 072 (with approved reallocation for year 2009)
111 project proposals received within the deadline	
Assessment	July 2010 – February 2011
Contracting	June 2011 – October 2011
48 project financed	Total amount € 9 600 957.93

Under the First Call for Proposals of the Bulgaria - Turkey IPA Cross-border Programme 48 projects were financed in 2011 on the total amount of € 9 600 957.93, from which 3 Subsidy contracts (with ref.№2007CB16IPO008-2009-1-30, ref.№ 2007CB16IPO008-2009-1-40, and ref.№ 2007CB16IPO008-2009-1-55) have been terminated due to withdrawal of project partners from project implementation.

Consequently, during 2012 fourthly five (45) projects funded under the 1st Call for proposals were on-going, from which 38 projects (33 of them are soft projects and 5 investment projects) have been completed. At the end of year 2012, seven (7) investment projects were at their final stage of implementation (with end date January 2013). List of finalised projects under the First Call for Proposals is presented in Part A of the Annex I attached to the current report.

The achievement of projects objectives and results are mainly checked during the final monitoring visits by the JTS. Based on the final visits conducted in 2012 to the 32 projects, it could be assessed that the planned projects activities have been quite successfully implemented in accordance with the provisions of the Subsidy contracts. The cross-border character of implementation of the projects is evident in the constant and active communication and exchange of information between the project partners in terms of developing: Detailed action plans of the projects; Project Procurement Plans; Project Progress Reports; Implementation of joint activities. A lot of partnership relations have been created or prolonged during implementation of joint projects, organised meetings, seminars, conferences, events, etc.

In relation with the financial implementation of the projects under 1st Call for proposals, some general information as of 31st of December 2012 (in euro) is presented in the table below:

Priority axis	Contracts	Total contracts amount	Advance payments	Interim and final payments	Total payments
		(IPA + national co-financing)	(IPA + national co-financing)	(IPA + national co-financing)	(IPA + national co-financing)
PA 1	27	4 382 689	876 538	1 589 813	2 466 351
PA 2	18	4 921 689	1 004 152	1 300 738	2 304 890
TOTAL	45	9 304 378	1 880 690	2 890 551	4 771 241

Comprehensive financial information is presented in the p.2.1.3 and 2.1.4 of this report.

2nd Call for Proposals	No. 2007CB16IPO008-2011-2
Launched on 8th September 2011	Budget: € 14 000 642 (with approved reallocation for year 2012 and savings from project under the First Call, after de-commitment)
141 project proposals received within the deadline	
Assessment	February 2012 – July 2012
Contracting	Started in December 2012
48 applications approved	Total amount € 12 840 575
22 project contracted (in 2012)	Total amount € 5 660 353

The Second Call for proposals under the Bulgaria-Turkey IPA Cross-border Cooperation Programme was launched on 8th September 2011 with deadline for submission of project proposals on 8th December 2011. As a result of submitted requests for extension of the deadline by the BG partners justified with forthcoming local election in Bulgaria, the JMC took a decision to prolong the deadline for submission of project proposals to 16th January 2012.

Within the deadline, 141 applications had been received, from which under Priority axis 1 – 76 project proposals and Priority axis 2 – 56 project proposals (7 application packages did not contain Application forms and they were eliminated for further evaluation). The administrative and eligibility checks were performed simultaneously during three (3) assessment sessions, held between 30th of January 2012 and 28th of March 2012. As a result, 124 applications have been assessed as compliant with the administrative and eligibility criteria set up in the Applicant's Guide.

The technical and quality assessment sessions took place between 05th of April 2012 and 12th of June 2012 at the premises of JTS Haskovo and the conclusions could be summarized as follow:

- *Priority Axis 1 "Sustainable Social and Economic Development"*

The total available budget for this Axis is 3 973 789 euro. According to the JMC Decision, 70 % from the available budget (2 781 652 euro) is allocated for investment projects and 30 % from the available budget (1 192 137 euro) is allocated for soft projects.

Number of applications proposed for approval/financing: **13** (4 investment projects and 9 "soft measures"),

Total amount of applications proposed for approval/financing: **3 724 588 euro.**

- *Priority Axis 2 "Improvement the Quality of Life"*

The total available budget for this Axis is 4 967 236 euro. According to the JMC Decision, 70 % from the available budget (3 477 065 euro) is allocated for investment projects and 30 % from the available budget (1 490 171 euro) is allocated for soft projects.

Number of applications proposed for approval/financing: **14** (4 investment projects and 10 “soft measures”),

Total amount of applications proposed for approval/financing: **4 264 952 euro**.

Totally 51 project applications (passed the technical and quality assessment) have been putted on the reserve lists:

- Priority Axis 1 “Sustainable Social and Economic Development” - 31 (14 investment projects and 17 “soft measures”) on the total amount of 10 851 900, 54 euro;
- Priority Axis 2 “Improvement the Quality of Life” – 21 (14 investment projects and 7 “soft measures”) on the total amount of 10 185 864,30 euro.

With respect to the results of the quality assessment of the projects submitted under the Second Call for Proposals, namely the fact that a lot of project of very good quality cannot be funded due to lack of funds, the MA and NA proposed the funds allocated to 2012 (4 605 071 euro) and savings from project under the First Call, after de-commitment (454 546 Euro) to be re-allocated to the Second Call. Additionally, 21 projects have been approved by JMC for funding and the subsidy contracts for those projects with financial re-allocation for 2012 will be signed after conclusion of Financing Agreement between Republic of Turkey and European Commission.

The JMC gave a mandate to the MA, NA and JTS to carry out pre-contracting visits, including negotiations on the budget revisions for the provisionally selected projects for financing under 2st Call for Proposals. Pre-contracting site visits were conducted during the period 23rd July 2012 – 28th of July 2012, where 16 partners from Bulgarian site and 15 partners from the Turkish site were visited in order the actual status of the investment sites (envisaged to be financed under the Second call for proposals) to be monitored.

Budget negotiation procedures with LPs from Bulgaria and Turkey were held between 23rd of July and 21st of September 2012 by the appointed Negotiation Committee. The purpose of the negotiation procedures was to optimize project partners’ budget breakdowns, based on the specific recommendations provided by the external assessors and on the good practices for sound financial management applied by the MA.

As results of the pre-contracting site visits and the negotiation procedures, **forty eight (48) projects on the total amount of 12 840 575 euro have been proposed for conclusion of subsidy contracts** under the Second call for proposals. The first contracts with the allocation for 2010-2011 have been signed in December 2012 and till end of 2012, twenty two (22) contracts on the total amount of 5 660 353,07 euro has been concluded.

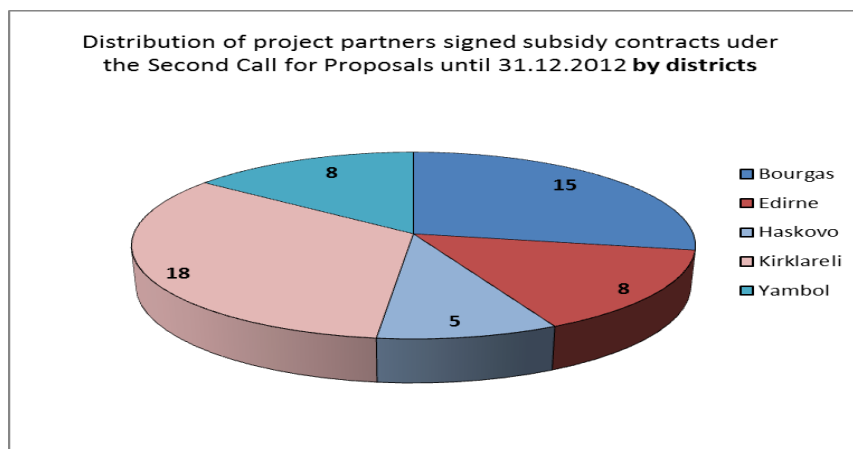
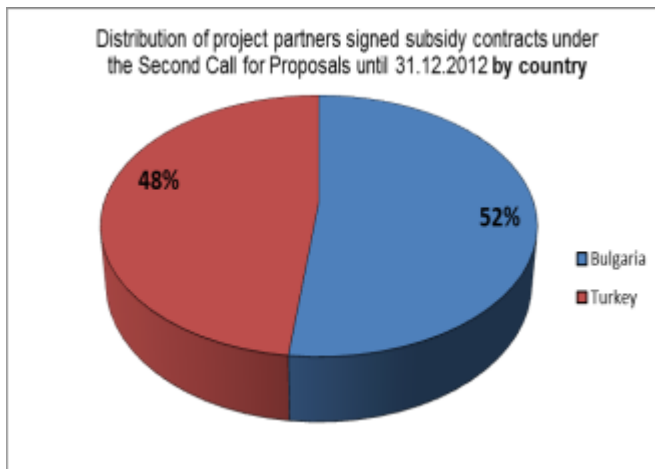
In relation with the financial implementation of the projects under 2st Call for proposals, some general information as of 31st of December 2012 (in euro) is presented in the table below:

Priority axis	Contracts	Total amount	Advance payments	Interim and final payments	Total payments
		(IPA + national co-financing)	(IPA + national co-financing)	(IPA + national co-financing)	(IPA + national co-financing)
PA 1	12	3 324 191	144 465	0	144 465
PA 2	10	2 336 162	0	0	0
TOTAL	22	5 660 353	144 465	0	144 465

Comprehensive financial information is presented in the p.2.1.3 and 2.1.4 of this report.

List of awarded projects under the 2nd Call for Proposals (till the end of 2012) is presented Part B of the Annex I attached to the he current report.

The charts below present additional information on the results of the 2nd Call for Proposals



Request for extensions/modifications

During the project lifecycle the Lead partners could request justified modifications of the Subsidy contracts related to changes in partnership, project content, project management team, budget reallocations and extension of project's implementation period. The detailed procedures for Subsidy contracts' modifications are additionally described in PM and PIM.

The requested modifications by the beneficiaries during year 2012 related to prior approval by MA, were:

- Modifications concerning the project's content - modifications of the approved Application form related to change of the approved action plan -Section 3.6 Duration and action plan of the Application Form. The approval was given together with approval of the respective Progress Report.
- Budget changes -modification related to Budget reallocation between budget lines/sub-lines in the limit of 10%. Exclusion of VAT in the separate budget line is another budget change approved by MA.
- Administrative changes - all modifications concerning the administrative part of the project (change of bank account, contact details, address for communication). Changes of the project team are the most frequently requested modification during project implementation. Great number of project members had been replaced in the beginning and during projects' implementation. In order to meet the criteria for replacement, the newly-proposed project members had to demonstrate the qualifications and competences relevant to the ones the members proposed for replacement had.

Modifications concerning the extension of the implementation period always need the approval of the JMC, as well as addendum to the Subsidy Contract. During year 2012, addenda for extension of implementation periods to 12 projects under 1st Call for Proposals have been concluded with prior approval by JMC.

The requests for extension of implementation period are mainly related to delays in projects implementation due to accumulated delays and/or due to difficulties by the project partners to ensure on time the financial resources for the implementation costs under the projects.

Additionally, modifications related to budget allocations, and in particular usages of contingency reserve in the projects, were requested within 2012. Mainly the requests for usages of contingency reserve in the projects were connected with the expenditures for visas of the Turkish partners.

Risk assessment

Risk assessment is a continuous, forward-looking process and should address issues that could endanger achievement of the planned objectives. A continuous risk management approach is applied to effectively anticipate and mitigate the risks that have critical impact on each project, as well as the cumulative effect of all risks on Programme level.

The risk assessment under the programme is carried out by a Risk Management Group (RMG) consisting of MA and JTS representatives. The main task of the RMG is to perform risk assessment through determination a baseline categorization of potential risks events and subsequent analysis and assessment. The RMG prioritizes the identified risks and provide a Risk response plan to reduce the likelihood or consequences of the risk impact. The Scope of the assessment covers the following main aspects:

✓ **Institutional Risks.** Assessment of the project partners' technical capacity to manage the project (incl. leadership, structures, human resources, formal and informal management systems, contractual commitments, assignment of responsibilities, quality of work product, communications between the partners, etc.);

✓ **Operational Risks.** Review and assessment of whether the performance characteristics (i.e. planning and organization of project activities; implementation procedures, methods, standards and systems; measurable estimates of project outcomes; coordination of activities between groups; documenting the project, etc.) are in line with accepted project management practice;

✓ **Procurement Risks.** Assessment of the risks related with subcontracting management, i.e. whether subcontracting was well defined and planned; whether the procurement processes were documented properly and the selection process was carried out objectively; and whether the procurement rules were well understood and strictly applied;

✓ **Financial Risks.** Assessment of the financial liabilities associated with the project, including operational and maintenance costs, PPs' own contribution, financial reporting, etc.

Based on the results from the monitoring site visits carried out and the information provided in the quarterly projects progress reports, during the reporting period, the RMG has conducted several risk assessment sessions for the projects under 1st call for proposals.

The most common risk events identified as a constant in the projects implementation cycle, are as follows:

- *financial risk* – risk the project partners to face problems to meet current expenditures on the projects implementation within the planed time schedule;

- *operational risk* – delays in the implementation, due to non-proper planning and starting of the project activities, poor communication between the project partners, changes in the project teams and/or in the project content, delays in sub-contracting, problems with documentations and language of the programme.

The common risk event identified in the beginning of the project implementation is usually the procurement risk, which is related to beneficiaries without experiences in procurement procedures under PRAG rules. As a new identified common risk event could be outlined an institutional risk related to the overall project management and coordination by the LP; internal partnership communication and the risk related to unexpected partnership changes which could become serious obstacles for the projects implementations.

In order to mitigate the ascertained risks and untimely completion of the planned project activities, MA and JTS undertook several measures to observe the project progress and to support the beneficiaries. In relation to the Risk Response plan, concerning the identified risky projects, the JTS took the following measures:

- Ad-hoc monitoring visits were performed targeted at the risks identified in each specific high risky project and also at observance of implementation of time schedule, progress of activities, project records and visibility requirements. 17 ad-hoc visits were done in relation to the risk response plan;
- The JTS strictly observed during the period under review the quality of the PPR, and for the projects with financial risks – the quality of the financial part of the PPR;
- The JTS observed the progress of the projects and the respective timetable through strict monitoring of PPR, implementation of the procurement plan, project timetable, and related correspondence.
- The JTS observed the subcontracting management by the PP mainly through consultations, site visits and observation of a procurement procedures;
- The JTS kept timely correspondence with the Lead Partners in the subject of early warning about substantial delays in project implementation;

The results of the mitigation measures were assessed during the final monitoring visits and reviewed final project progress reports. It showed that the projects completed in 2012 have duly performed their activities and achieved the planned results and outputs.

2.1.2 Information on the physical progress of the Programme:

The table below presents the result indicators which are used to monitor the progress at programme level. The table contents baseline values and quantities of result indicators, which were achieved during 2012. The data was collected from the Interim and Final project progress reports and was calculated in compliance with the elaborated by the MA Methodology of Programme output and result indicators assessment.

The indicators which will be used to monitor the progress at Programme level are shown in the table below:

Programme Result Indicators		2007	2008	2009	2010	2011	2012	2013	2014	2015	2016	Total
Increased number of social and cohesion links	Achievement	0	0	0	0	33	96					
	Target 2016	4 %										
	Baseline*	201										
Improved environment for development of relationships across the border	Achievement	0	0	0	0	0	29					
	Target 2016	4 %										
	Baseline*	50										

Programme Result Indicators		2007	2008	2009	2010	2011	2012	2013	2014	2015	2016	Total
Number of Joint information services established	Achievement	0	0	0	0	190	9					
	Target 2016	3										
	Baseline	10										
Increased cross-border movement of people and exchange of goods and services in the region	Achievement	0	0	0	0	0	8					
	Target 2016	2.5 %										
	Baseline*	9										
Increased common cultural capital	Achievement	0	0	0	0	0	2					
	Target 2016	3 %										
	Baseline*	9										
Improved small-scale infrastructure	Achievement	0	0	0	0	0	10					
	Target 2016	3 %										
	Baseline*	17										
Projects actually applied	Achievement	0	0	0	0	0	4					
	Target 2016	3 %										
	Baseline	8										
Decreased pollution in the region	Achievement	0	0	0	0	0	0					
	Target 2016	2 %										
	Baseline*	1										
Increased attractiveness of the region based on preservation of natural resources and historical / cultural heritage	Achievement	0	0	0	0	0	13					
	Target 2016	2 %										
	Baseline*	20										
Increased sustainable utilisation of natural and historical/cultural resources	Achievement	0	0	0	0	6,25	2					
	Target 2016	2 %										
	Baseline*	16										

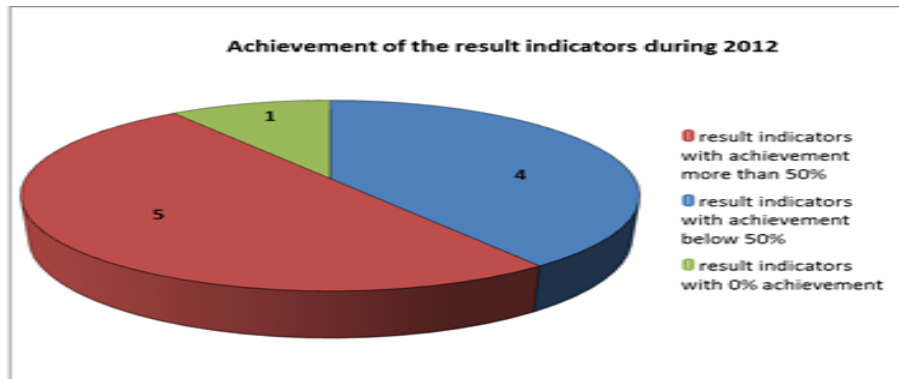
* The above presented indicators had been calculated on the base of the elaborated Methodology of Programme output and result indicators assessment. Source of data are Interim and Final project reports of the successfully finalized projects till the end of 2012. The progress on the achievement of the Programme indicators is for the First Call only as the projects from the Second Call were contracted at the end of the period under review.

The above table represents summarized data for the achievement of the result indicators for the year 2012, achieved by the implementation of the projects. During 2012 the subsidy contracts signed within the First call for

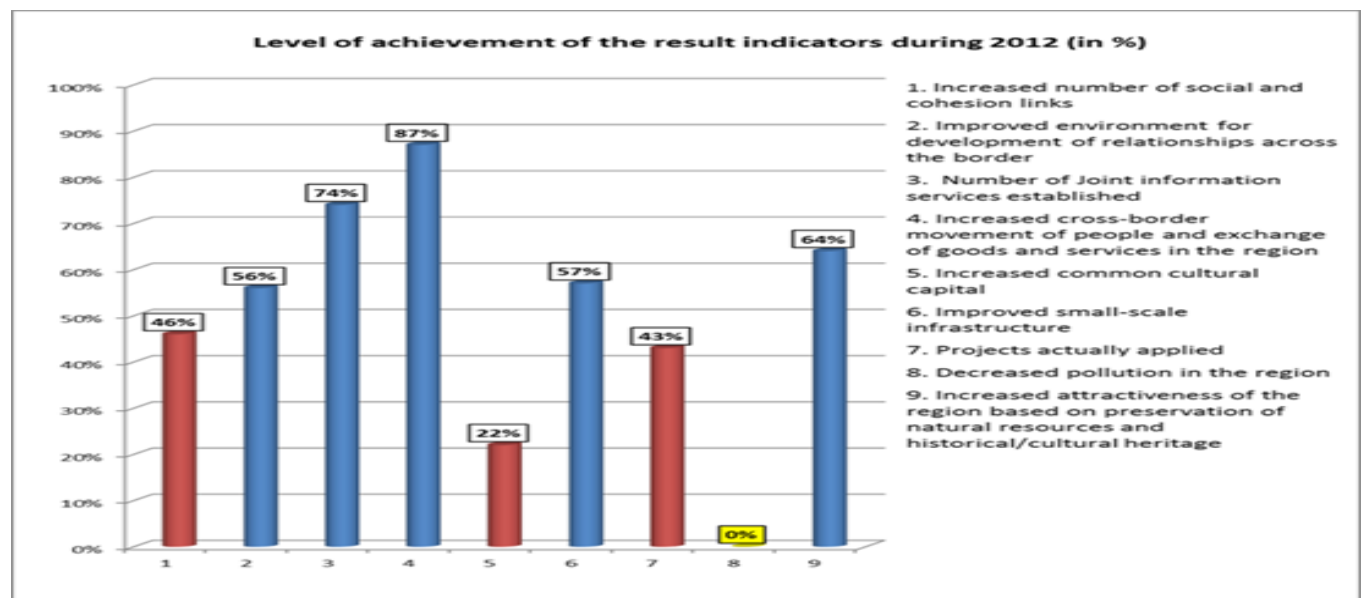
proposals were in final stage of implementation, as 38 projects were successfully finalized till the end of the reporting period (end of 2012).

The information regarding the implementation of the programme indicators is based on the data received from the Interim and Final project progress reports of the successfully finalized projects till the end of 2012 and it measures the real achievement of the programme indicators only after First Call for Proposals. More precised analysis of the achievement of the output and result indicators for both First and Second Call for Proposals could be presented after receiving and summarizing all information from the beneficiaries as well as from the findings made by the external consultant, which was assigned to perform the “On-going programme evaluation”.

From the data in the table it is apparent that half of the result indicators have reached achievement over 50% after the First Call for proposals. The expectations are that most of the programme indicators could be reached after implementation of the Second and Third Call for proposals under the Programme, due to the fact that the planned programme indicators are set for the whole Programme.



Information on the physical progress of the programme is presented in the charts below:



All details related to the achieved results could be found in the database of the MIS of the programme (<https://mis-007.mrrb.government.bg>). The information is also available in the relevant project progress reports.

2.1.3 Financial information (All financial data should be expressed in euro)

The total value of the IPA CBC Programme Bulgaria – Turkey the period 2007 - 2013 is € 31 113 547 out of which € 26 446 515 are European funding and € 4 667 032 national co-financing from state budgets by both partnering countries. The division of financial support between priorities 2007-2013 is shown in the table below:

Breakdown of priority axes by source of funding:

Priority Axes:	Community Funding	National Public funding	Total funding	Co-financing rate (%)
	(a)	(b)	c=a+b	a/c*100:b/c*100
Priority Axis 1: Sustainable Social & Economic Development:	10 824 559	1 910 216	12 734 775	85 :15
Priority Axis 2: Improvement the Quality of Life:	12 977 305	2 290 113	15 267 418	85 :15
Priority Axis 3: Technical Assistance	2 644 651	466 703	3 111 354	85 :15
Total	26 446 515	4 667 032	31 113 547	85 :15

**The table above represents data for the period 2007-2013 according to the approved by the JMC on 23 August 2011 amendment related to new financial allocations covering the period 2012 and 2013 of the Bulgaria-Turkey IPA Cross border programme which follows the adoption by the EC of the Multi-annual Indicative Financial Framework 2012-2013 and approved Programme amendment related to the de-commitment procedure for 2011 (Decision C (2012) 8372 on 16th of November 2012).*

N+3 Rule (pursuant to Article 166 of the Council Regulation №1605 of 25th of June 2002 on the Financial Regulation applicable to the general budget of the European Communities)

The significant delay in completing the compliance process of the Programme and afterwards late contracting of the projects under the 1st Call for proposals resulted in financial de-commitment of funds in the end of year 2012 (due to failure to achieve N+3 target). Despite of the all measures taken by the MA and NA aiming at minimizing the risk of decommitment at programme level at the end of 2012 the level of submitted request for payments by the final beneficiaries was not sufficient. Although the measures taken by the MA for speeding up the verification process (possibility for additional verifications of expenditures, trainings for beneficiaries, individual consultations etc.) the level of absorption of the funds by the project partners during 2012 was not sufficient and below the expected target. MA has been notified by EC for the amount of resources representing the reducing of the obligation of EC for the amount of 1 367 456 euro. In this regard the MA has to provide amended financial plan until 22 May 2013. In collaboration MA and NA elaborated detailed analysis which in comprehensive



manner covers financial implementation, forecast for Second call subsidy contracts, breakdown for each of priority axes in order to ensure smooth financing and functioning related to the FLC, subsidy contracts in process of implementation, timeschedules for Second and Third call subsidy contracts, amounts forecasted to be spent for preparation for the new programming period 2014-2020, etc.

Based on the analysis performed by the MA the main reasons for the current decommitment could be summarized as follows: serious delay in contracting process and late starting of project implementation, identified many problems at the stage of projects implementation at beneficiaries level, serious delay in projects implementation reflecting on overall absorption of the funds under the projects, insufficient number of submitted requests for payment compared to number of implemented projects, etc.

The accomplishment status of N+3 Rule by 31st of December 2012 is shown below:

Programme Payment targets*				EC advance payments 2007-2009	EC reimbursements 2007-2011**	Total advance + reimbursements	Amounts to be included in application for payment in order to avoid N+3Risk		
2009	2010	2011	2012				2013	2014	2015
0.00	0.00	922 793	4 098 380	5 021 173	2 828 132	7 849 305	4 180 348	4 263 954	4 349 234

** Cumulated amounts 2007-2012

Considering the low amount declared to the Commission for 2011, the de-commitment situation for 2012 and targets for the next years represent challenge in order to overcome shortcomings and to accelerate the overall proceedings, amounts to be certified, number of request for payments, dynamics in absorption of funds, etc.

The MA, NA and JTS have therefore taken a proactive approach by providing consultations, additional guidance and day-to-day support to the project partners.

In addition, besides the existing measures for monitoring the projects progress (progress reports, monitoring visits) quarterly analyses of the projects implementation have been introduced. These quarterly analyses encompass detailed analysis for each contract and relevant conclusions categorised in three main categories – (1) contracts without identified problems, (2) contracts with insignificant problems (for instance changes in the schedule of activities which has not a negative impact on project implementation) and (3) contracts with significant problems in the process of implementation. The subsidy contracts covered by category 3 are subject to regular meetings and there are elaborated concrete steps which could be undertaken in compliance with approved Action plan.

In order to avoid further losses of funds the MA, NA and JTS are still continuing to provide additional efforts to support the project beneficiaries, including performance of individual consultations, publishing additional

guidance and templates of the most frequently used project documents, tender dossiers and day-to-day communication.

Under the First Call for Proposals, 37 subsidy contracts out of 45 were completed by the end of December 2012 on the total amount of 4 203 111 euro (IPA contribution). Investment projects are in their final phase of implementation and final requests for payments from all the First call projects are expected in the first half of 2013. In addition, 22 subsidy contracts under the Second Call for proposals were signed in December 2012 and first interim payments are expected to be made by the MA in 2013. In order to mitigate future de-commitment risk, the MA proposed to the JMC to increase the available amount under the Second Call for Proposals with financial allocation for year 2012 and to finance additional 15 projects amounting to around 4 605 071 euro.

The above mentioned measures shall contribute for intensifying of process of contracting and enhance absorption of funds. The range of measures is undertaken in order to increase the quality level of the submitted documents by the project partners, to reduce the duration for processing of requests for payments (by simplifying of procedures by appropriate amendments in Programme manual, flexibility in terms of reporting periods, simplifying coordination and duration of process through conducting procedures within one unit/department), to enhance awareness (for instance about possibility the municipalities to use the Fund for local authorities and governments - FLAG), to ensure proper implementation of the projects and to have early identification of problems and timely launch of appropriate corrective measures.

Beside measures taken till now, the MA and NA are continuing its efforts in order to increase the quality level of the submitted documents by the project partners as well to ensure proper implementation of the projects.

Regarding the forecast for the 2013 amounted to 4 180 348 euro (see the table above) and based on the quarterly analysis (all the projects under the First Call will be finalised mainly covering investment projects, foreseen good dynamics in terms of payments under Second call subsidy contracts, including interim payments) the expectation is that the target for 2013 could be reached.

Data from quality check performed by the Certifying Authority

Within the year 2012 the “National Fund” Directorate at the Ministry of Finance of Republic of Bulgaria, acting as Certifying Authority (CA) for the Bulgaria-Turkey IPA Cross border programme 2007-2013 has conducted regular on the spot checks before certification. As part of the checks performed during 2012 an examination was conducted on 19th of December 2012 at the premises of MA and in compliance with the adopted procedures for performing on-the-spot checks by the CA. Subject to this examination was the procedures for appointment of first level controller, submitted on behalf of the controllers certificates for verification of expenditures, control procedures regarding controllers performance, etc. Within submitted report by the CA regarding the performed on-the-spot check, there were no defined significant findings.

As a result of the common efforts of the joint management structures – Managing Authority, National Authority and Joint Technical Secretariat four certification reports were submitted to CA in 2012 amounting at 2 730 923 euro (IPA funding). Based on the results from on-the spot checks, desk-based checks of the submitted MA's reports on certification, as well as on assessment of other available information by the Certifying Authority, 6 540 euro were excluded from the total amount proposed for certification to the EC by the CA.

2.1.4 Information about the breakdown of use of the Funds (EUR)

The table below presents actual financial data for year 2012. As it is evident from the presented information for year 2012 the project beneficiaries submitted to the MA requests for interim and final payments amount to 4 639 975 euro.

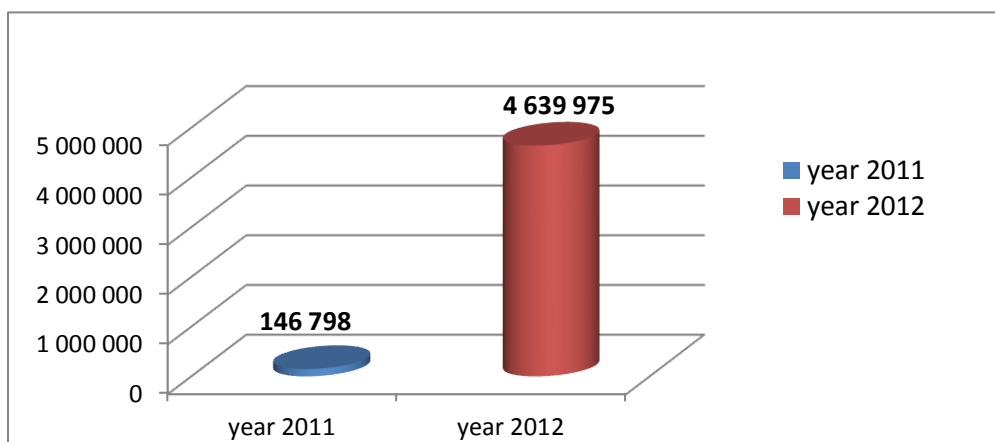
Priority axes by source of funding (EUR)

	Expenditure paid out by the beneficiaries included in payment claims sent to the MA	Corresponding Public contribution (IPA + National public)	Private expenditure	Expenditure paid by the body responsible for making payments to the beneficiaries (IPA + National public)	Total certified amount by CA (for year 2012)
PRIORITY AXIS 1	2 399 545	2 399 545	0	1 589 813	1 569 810
PRIORITY AXIS 2	2 204 860	2 204 860	0	1 300 738	1 161 683
PRIORITY AXIS 3	35 570	35 570	0	55 434	-570*
GRAND TOTAL	4 639 975	4 639 975	0	2 945 985	2 730 923

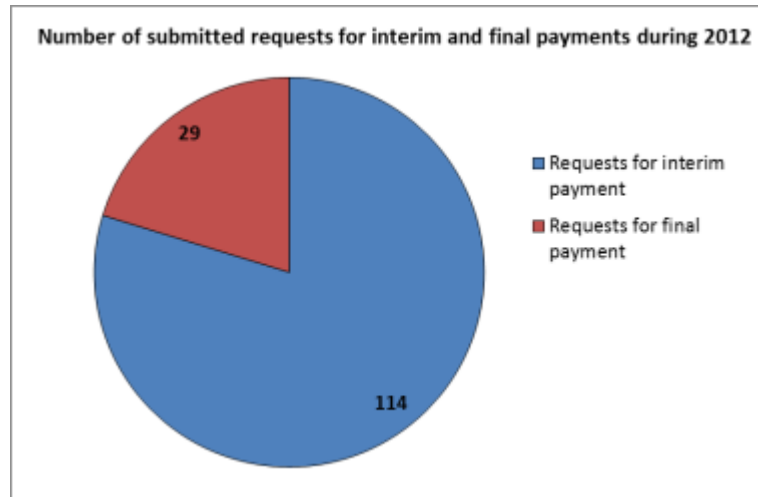
* Correction of the amount certified under Priority Axis 3 in year 2011.

The financial figures in 2012 in comparison with 2011 present that advanced numbers of payments for 2012 (2 945 985 euro) in comparison with data reported for 2011 (58 259 euro), following proactive measures implemented in order to enhance performance and intensify procedures within the framework of programme implementation, financial management, etc.

The financial figures for expenditures paid by the beneficiaries in 2012 in comparison with 2011 are presented in the figure below.



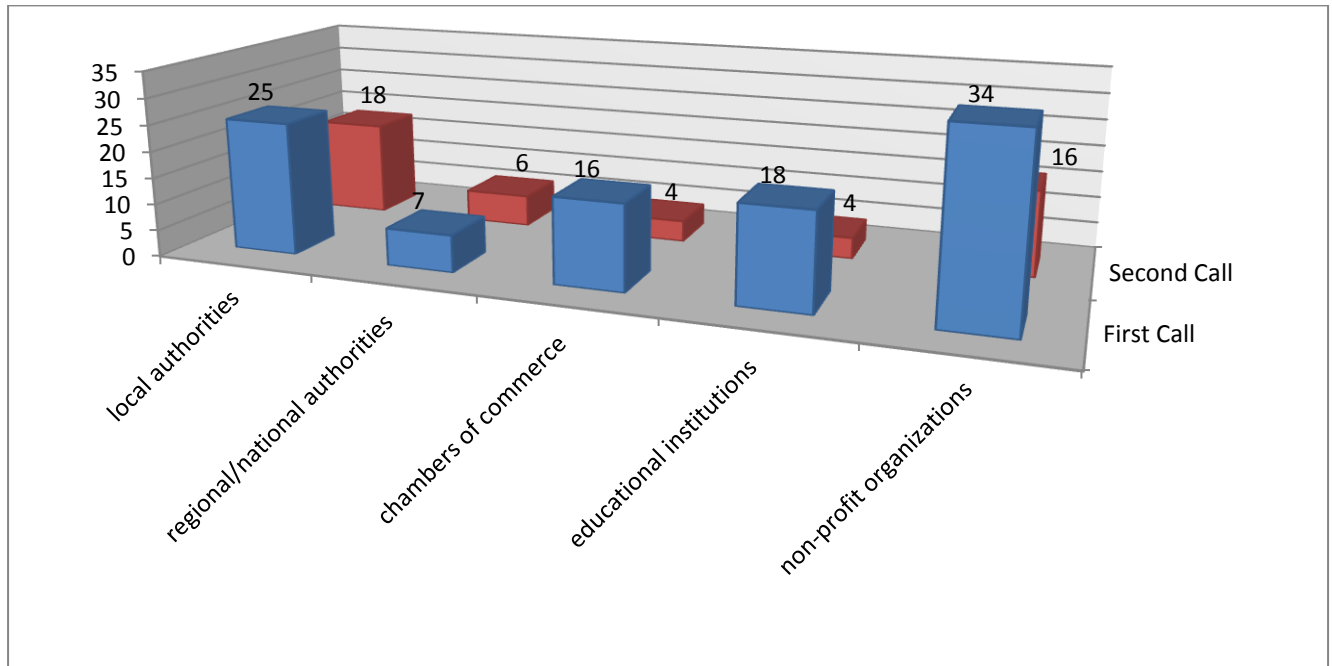
The graphic below represents that the number of requests for payments submitted within 2012 is 160 (incl. 114 requests for interim payments and 29 requests for final payments). Taking into account that during 2012 there are 45 subsidy contracts in process of implementation and it is allowed in three months period the beneficiaries to submit requests for payments, it is considered that the number of submitted requests for payment is insufficient.



The subsidy contracts signed within First call are 45 for the total amount of 9 502 578.98 euro (incl. under Priority axis 1 – 4 481 815.86 euro and under Priority axis 2 – 5 020 763.12 euro). Within the period till 31st of December 2012 the expenditure paid out by the beneficiaries within priority axes 1 and 2, included in payment claims sent to the MA amounted to 4 604 405 euro (incl. under Priority axis 1 – 2 399 545 euro and under Priority axis 2 – 2 204 860 euro) representing 48.4% from the total amount of contracted under the First call for proposals. The data show that expenditures and relevant requests for payments for more than a half of the funds under the First call of the programme will be submitted during 2013.

2.1.5 Assistance by target groups

Wide range of target groups are involved in implementation of subsidy contracts funded within the programme. Variety of entities (Municipalities, District administrations, NGO's, cultural and educational institutions, etc.) carry out activities for implementation of the relevant subsidy contracts. The number of entities implementing projects under the Programme, classified by target groups (state of play as of 2012) is shown in the next chart:



2.1.6 Assistance repaid or re-used

Not applicable.

2.1.7 Qualitative analysis

From a programme management point of view, during 2012 the efforts were concentrated on ensuring a sufficient speed in the implementation of the programme in order to avoid de-commitment and to forward the dissemination activities. At the end of 2012, the total contracted amount of IPA contribution was EUR 13.88 million (incl. Priority Axis 3) or 55% of the Programme budget for the period 2007-2013. The contracting rate could be considered as satisfactory and the Programme is expected to contract the allocated budget by the end of 2013.

The significant delay in starting of Bulgaria – Turkey IPA Cross-Border Programme affects absorption of the funds, and thereupon the current financial status still shows slow progress of the programme. Till the end of 2012, the certified amount for the reporting year was EUR 2.7 million or 10,22% of the Programme budget (IPA funding) for the period 2007-2013. The payment rate is on low level due to the late contracting of the projects under the 1st Call for proposals, as well as delays in the execution of some of the contracts. Due to the low payment rate, EUR 1 367 456 of IPA Funds has been decommitted within 2012, accounting to 5.18% of the total IPA allocation for the period 2007-2013. During 2012, major steps were taken in order the accumulated delay to be overcome and the de-commitment to be avoided. The absorption of funds from the projects side was apparently increased in 2012, but additional efforts are still required concerning the FLC system and quality of the request for payment submitted by beneficiaries.

The projects under the thematic priorities of the Programme are selected by open calls for proposals, to which public bodies and non-profit organisations from the border region can apply. Towards the end of 2012, two calls for proposals were launched, and one call is foreseen to be launched in 2013.

The first two calls for proposals attracted sufficient number of good quality applications. The total number of applications amounted to 258, as the number of the applications within the Second call for proposal rose with 25%, indicating an increasing interest to the Programme.

The third call for proposals is scheduled for 2013. Based on the findings and recommendation made within the elaborated internal analysis of the programme's output and result indicators achievement, it was decided this final call for proposals to be open to restricted number of supported activities.

By the end of 2012, 72 contracts were signed from which 3 contracts were terminated; 38 projects completed and 31 projects are ongoing.

As a whole the contracted under the first call projects were ones with balanced activities, balanced project management and balanced budgets between the Turkish and the Bulgarian project partners. This happened to be a base for good partnership relations. Most of the projects are run smoothly with the active participation of the partners from both sides of the border. The principle of the LP is strictly obeyed. Some of the partnerships were established before the implementation of the current projects and are showing good characteristics of sustainability. There are a lot of good examples where more experience partners are helping the less experience ones with expertise and other practical forms of support.

The figure below represents the time framework for key milestones within the programme implementation



The above figure clearly shows the lag between the launch of the First call for proposals under the Programme and the signature of subsidy contracts. The figure also represents duration between First and Second call for

proposals under the Programme as well as duration between subsidy contracts signature under the respective Calls.

In addition, it shows the speed up in the process in the period and the overlap of the two processes - the signature of the subsidy contracts under the First call of the programme and the announcement of the Second call for applications. The figure shows that the appraisal procedure was faster for the Second Call for proposals than the one for the First call and in July 2012 the JMC approved 48 project proposals – the same number as for the First call. The contracts with half of the approved projects were signed in December 2012, as the other contracts with the approved candidates will be concluded after signature of the Financial Agreement between Turkey and the European Commission.

2.2. INFORMATION ABOUT COMPLIANCE WITH COMMUNITY LAW

The Programme has been prepared in accordance with Community Strategic Guidelines 2007 – 2013 priorities – especially in the area of improving of the attractiveness of the cross-border region and further developing of the human resources.

The Programme is compliant with the main EU strategic documents, notably with the Lisbon and Gothenburg strategies, targeting sustainable development, equal opportunities and cross-border partnership.

The overall strategic goal and the priority axes of the Programme are fully compliant with main Bulgarian and the Turkish national strategies and programmes, which are indicated in the Programme document. In order to ensure sound financial management of the Programme, the MA initiated a respective procedure and Decree No 221 of Council of Ministries for eligibility of expenditures was adopted on 11th of September 2009.

There are no problems encountered relating to the compliance with Community law in the implementation of the Programme.

The **Memorandum of Understanding** between Republic of Bulgaria and Republic of Turkey for the implementation of the Bulgaria-Turkey IPA Cross-border Programme with CCI Number: 2007CB16IPO008 was signed on 11th October 2010. The document lays down the general rules for the implementation and financial management of the Programme as well as defines the bodies involved in the management and control and allocation of functions (responsibilities and rights) within each body involved into the implementation of the Programme.

2.3 SIGNIFICANT PROBLEMS ENCOUNTERED AND MEASURES TAKEN TO OVERCOME THEM

Within the programme implementation, the following main problems were encountered:

- Risk of decommitment;
- Accumulated delay in tendering and contracting phase;



- Initial delay in process of establishing and functioning of FLC system;
- Delays in starting projects implementation by the beneficiaries;
- Low absorption of funds by the project partners;
- Problems at Project partners level – problems related to timely providing of financial resources; problems in preparation of tender documentation; inexperienced project staff; frequent changes of project team members; insufficient quality of the submitted documentation, visa issues, etc.

In order to overcome the shortcomings described above a number of measures were undertaken as follows:

The summary of main measures for limiting and avoiding decommitment

✓ **Related to appropriate coordination and management**

- Setting up coordination between different programme authorities;
- Conducting regular meetings between the different authorities of the programme;
- Elaborate scenario for risk of de-commitment, relevant analysis.
- Allocation of funds for additional 12 projects from the reserve list of the Second Call for Proposals;

✓ **Related to possibilities to speed up relevant procedures**

- Establishment of schedule for submission of declarations of expenditure and financial claims;
- Speed up the contracting procedures;
- Speed up the verification process;
- Reduced time for administration of requests for payments;
- Continues monitoring and timely dissemination of necessary information.

✓ **Related to timely identification of possible problems**

- Identification of projects and themes at risk;
- Continuation with applied measure for elaboration of quarterly analysis which encompass detailed analysis for each contract and relevant conclusions categorised in three main categories – (1) without identified problems, (2) with insignificant problems and (3) with significant problems in the process of implementation. The subsidy contracts covered by category “3” to be subject to regular meetings and concrete steps for overcoming of problems to be undertaken in compliance with relevant action plan;
- Adapting and using adequate monitoring instruments;
- Ad hoc visits in order to identify potential shortcoming and to provide appropriate assistance to project

partners who face difficulties in implementation;

- Awarding appropriate external evaluations with relevant independent opinion and recommendations in order to optimize procedures and performance;
- Adopt well drafted subsidy contracts.

✓ **Related to awareness**

- Rising awareness among all partners;
- Assistance and regular raising awareness of Lead partners and ensuring dissemination of relevant information to all project partners;
- Providing specific information and trainings; clarifying the link between eligibility of expenditures and automatic decommitment.

The whole range of measures listed above related to timely identification of possible problems, possibilities to speed up relevant procedures for contracting and payments, developing appropriate coordination and management, awareness rising and appropriate trainings, etc. are in place. In this context the MA and NA put efforts to optimize programme performance and to facilitate beneficiaries, including in terms of enhancement of capacity and knowledge sharing.

Regarding issues related to facilitation and problems solving at project partners level main measures undertaken encompass:

- Training sessions for beneficiaries regarding all aspects of project cycle management;
- Appointment of MA regional experts in the JTS main office in order to intensify the processes for review of requests for payments and financial consultations with beneficiaries;
- Appointment of additional financial/monitoring experts (one for the JTS main office and one for the Antenna office) to support the JTS in project management functions. The procedure for assignment of additional staff will be completed in the beginning of 2013.
- Open days for beneficiaries;
- Carrying out *ad hoc* visits and conducting meetings;
- Participating as observers at tender opening sessions;
- Providing day to day consultations to the project teams in project implementation issues (main topics: tender procedures, eligibility of expenditures, preparation of documents for reporting the status of implementation, etc.);
- Improvements of the MIS system – more information, easy access and better maintenance of the data bases;

- Improvements of the programme website in order to facilitate stakeholders; introducing module for JMC members for easy search of documentation, coordination, submission of comments, etc.
- Updating Questions & Answers section on the programme web site;
- Providing templates of the most frequently used documents, such as various reporting documents, Tender dossiers for PRAG procurement procedures, templates related to project changes etc.

Although the problems, which the beneficiaries from the both sides observed in 2012 were identical, there were some specificities in the implementation stage that required special treatment both from MA and NA. The following problems concerning Turkish project partners were identified and measures taken by NA in the period under review:

- In 2012 beneficiaries of projects under the First call for proposals encountered financing problems during the implementation process due to the specificity of the Programme rules that expenditures incurred from project activities shall be reimbursed only after they are paid by beneficiaries and verified by FLC-ers. To solve the beneficiaries' problems the NA sent an official letter to the institutions with which each project beneficiary is affiliated, to make them provide advance payments to project beneficiaries until the reimbursement of their expenditures from the Programme. Following this correspondence, some of these institutions provided the project beneficiaries advance payments based on the official letter of the NA.

- Having regard to the complexity and difficulty of the designation process of the FLC-ers put forward in the Manual Chapter 10 of Programme implementation, the NA took some steps for facilitating these procedures after bringing them to MA's attention. Firstly, as signing contract for each of the control period with FLC-ers required too much time and work, the NA started to sign a general contract with them without mentioning the name of any project beneficiary or any period. Secondly, from the designation process for the third period on, the NA has been asking FLC-ers' availability by sending a designation e-mail with the attachments of "designation certificate" and "request for payment" instead of writing an official designation letter. The NA seeks for the signed "Statement of Exclusivity and Availability" for each of the control period of the each project beneficiary, which is sent to the FLC-ers in the attachment of the designation e-mail. The payments to the FLC-ers are being made according to the request for payment to be prepared for the each control period of each project partner.

- Turkish beneficiaries under the First call for proposals were charged for the visa and the visas were granted for only six months instead of project duration by the Bulgarian Consulate. Since the visa cost is either not included in the project budget or covered only once for the project duration period, the exceeding cost was considered as ineligible. It was proposed to MA by NA to consider this situation as "unforeseen" during the project preparation period. However the proposal was not adopted as the projects were in their final implementation stage in that time being.

- After being informed in October 2012 by the MA that the certified amount of expenditures was considerably low compared to the target foreseen under the Programme, the NA sent official letters to the

beneficiaries individually about the points to be taken into account to prevent the possible de-commitments under the Programme.

- As it was agreed by the representatives of the NA and the MA that there is a need to recruit additional staff for the JTS Antenna Office, a recruitment procedure was launched by NA on 10 August 2012. Afterwards Project Manager working at the JTS Antenna Office was removed from her post by Governorship of Edirne as of September 2012. As an outcome of the selection procedure two candidates were selected as appropriate, but none of them accepted the duty when they were informed about the salary and other conditions. On the grounds that in Turkey average salary levels for personnel having qualifications outlined in the Job Description of The Project Manager is considerably higher than in Bulgaria, it was proposed to increase the salary of Project Manager to be employed in Turkey. Besides, the job description of Project Manager made the recruitment almost impossible due to the strict requirements. The NA proposed to soften the requirements. The new proposed Project Manager salary within the TA budget and the Project Manager job description were approved by JMC. The NA is now conducting the process of selecting new Project Manager and Assistant Project Manager and Monitoring and Finance Expert additionally by the 10th of May. In the vacancy of Project Manager in JTS Antenna, the NA staff fulfilled the tasks of JTS antenna.

- On 6th of September, 2012 Communication Officer working in JTS Haskovo office resigned from her Job. The reasons behind her resignation were one of the subjects of Technical Meeting held on 1st March of 2012 with the participation of MA, NA and JTS representatives. In the meeting Communication Officer revealed her discontent of working conditions concerning her social security status in Bulgaria, low salary and unpaid leave right. After her resignation, the NA launched a recruitment process for Communication Officer position and the selection process is in the final stage. However because of the unsatisfactory working conditions such as low salary and indefinite employment rights, the NA has concerns about selecting a person for this vacancy.

2.4 CHANGES IN THE CONTEXT OF THE PROGRAMME IMPLEMENTATION (IF RELEVANT)

The **Programme document** drafted jointly by the two countries through a large partnership with national, regional and local stakeholders was approved by the European Commission with Decision C(2007) 6477 on 20 December 2007, amended with Decision C(2010) 3777 on 22 June 2010, Decision C (2012) 4940 on 13th July 2012 and Decision C (2012) 8372 on 16th November 2012. It sets out the general framework of intervention of IPA in the Programme cross-border area.

After the approval of the Programme by the European Commission, the following facts appeared requiring changes in the text of the Programme in 2012:

Decision C (2012) 4940 on 13.07.2012 - regarding the approved by the JMC on 23rd of August 2011 amendment, related to the new financial allocations covering the period 2012 and 2013 of the Bulgaria – Turkey IPA Cross border programme, the breakdown of priority axes by source of funding has to be updated in the Programme financial tables.

Decision C (2012) 8372 on 16.11.2012 – in line with Article 166 of Council Regulation (EC, EURATOM) 1605/2001 and Article 5 of the Financial Agreement between the European Commission and Government of the Republic of Turkey, the European Commission has started the procedure for automatic de-commitment of funding of total amount of EUR 825 585.28 from the Instrument of Pre-Accession Assistance under the Programme. Based on the implementation of the projects under the First call for project proposals, the Managing Authority prepared revised financial plan and amended Bulgaria – Turkey IPA Cross-border Programme. In addition to the financial plan, MA proposed additional changes regarding responsibility of Managing and National Authorities regarding signing of framework contracts and contracts with external assessors and controllers and the staff of Joint Technical Secretariat.

2.5 COMPLEMENTARITY WITH OTHER INSTRUMENTS

The complementarity of the Bulgaria – Turkey IPA Cross-border Programme with other instruments has been thoroughly analysed already in the programming phase and it is discussed in detail in Chapter 7 of the Operational Programme Document.

Complementarity with other financial instruments will be ensured through mechanisms foreseen in the programming document. The coordination of the Programme with other plans/programmes financial instruments will be done by the national coordination structures in both participating countries.

The representatives of national coordination structures participate in JMC sessions. Representatives from ministries managing sectoral programmes also participate as observers in JMC sessions ensuring coordination and avoiding overlapping. Another useful tool for this purpose is the Management Information System of the Programme.

Coherence of the Programme with the EU Strategy for the Danube Region

The EU Strategy for the Danube Region (EUSDR) is a macro-regional strategy adopted by the European Commission in December 2010 and endorsed by the European Council in 2011. The Strategy was jointly developed by the Commission, together with the 11 Danube Region countries and stakeholders, in order to address common challenges together. The Strategy is described in two documents.

- Communication from the European Commission to the other EU Institutions
- Action Plan which complements the Communication.

The Strategy seeks to create synergies and coordination between existing policies and initiatives taking place across the Danube Region. One of the main characteristics of the Strategy is that “.....is implemented by mobilising and aligning existing funding to its objectives, where appropriate and in line with overall frameworks¹”.

¹p. 11 from the Communication from the European Commission to the other EU Institutions

Therefore it could be identified by the implemented projects, which provide added value for the implementation of the strategy and fostering the development of the Danube region.

The Communication from the European Commission to the other EU Institutions defines 4 pillars of the EUSDR, which address the major challenges and opportunities of the Danube region:

- Connecting the region
- Protecting the environment
- Building prosperity
- Strengthening the region

The Action Plan of the EUSDR aims to identify the concrete priority areas under each pillar, which are transformed in Actions and Projects. There are 11 priority areas recognized under each pillar of the Danube Strategy.

EUSDR Pillars and Priority Areas²



It is a little bit challenging to be shown the involvement of the Bulgaria–Turkey IPA cross-border Programme in the EU Strategy for the Danube Region and its contribution to the defined EUSDR targets, as the CBC Programme area of intervention covers cross-border territories of Bulgaria and Turkey and the latter is not part of the countries, included in the Danube region area.

Also as it is stated in the Communication from the European Commission to the other EU Institutions that “The Danube Region is a functional area defined by its river basin³”, which in the case of Bulgaria is the natural northern border with Romania, on the other hand, CBC Bulgaria-Turkey is providing support to the areas in the south-east part of the country with very limited influence and impact on the Danube area. Additionally, all actions and projects envisaged under the EUSDR are more or less big strategic projects executed and having impact on macro level, while the CBC Programme is supporting small scale projects, where the strongest focus is the joint cooperation between the beneficiaries from the two sides of the border.

Regardless of the pointed above differences, there are links between some of the priority areas of the EUSDR and the priorities axis and areas of intervention of the CBC Programme Bulgaria-Turkey.

The projects implemented under measure 1.1: Improvement of the social development and social cohesion, more specifically the supported People-to-people collaboration projects, measure 2.1: Protection of environment, nature and historical and cultural heritage and measure 2.2: Capacity building for sustainable use

²Source <http://www.danube-region.eu/>

³p. 3 Communication from the European Commission to the other EU Institutions

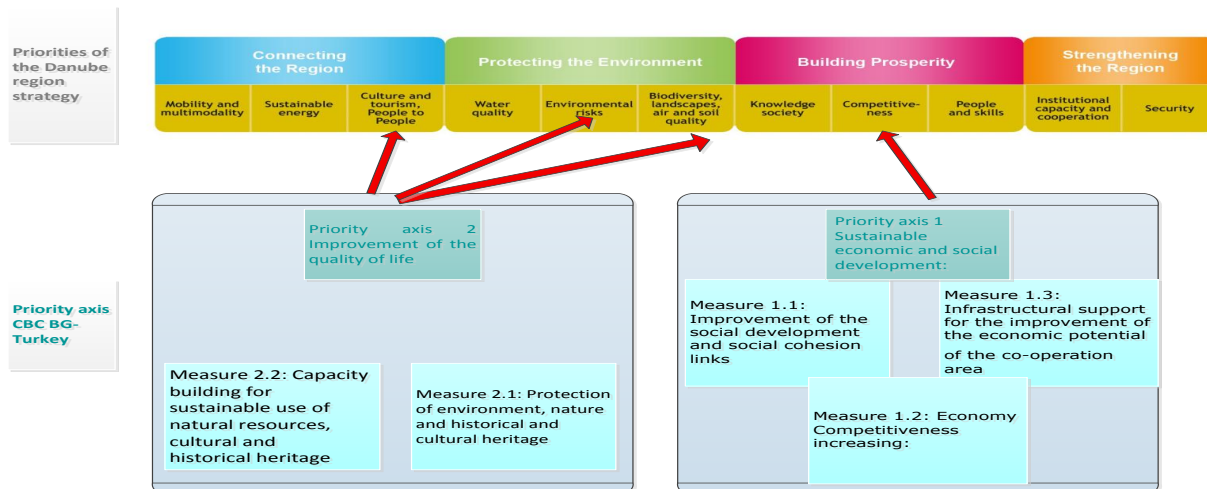
of natural resources, cultural and historical heritage could be referred as giving value added to the activities undertaken under Priority Area 3 To promote culture and tourism, people to people contacts (Pillar 1 Connecting the Region) of EUSDR.

Measure 2.1: Protection of environment, nature and historical and cultural heritage, which include support for cross-border collaboration and joint activities and cooperative schemes for early warning and prevention of floods, as well as water resources management and investments in development of small-scale infrastructure with a clear cross-border effect for risk prevention may be related to Priority Area 5 Environmental risks (Pillar 2 Protecting the Environment) of EUSDR.

The projects financed under measure 2.1: Protection of environment, nature and historical and cultural heritage relate to improvement of environment and nature, for protection of natural heritage and under Measure 2.2: Capacity building for sustainable use of natural resources, cultural and historical heritage, which finance joint activities for information and awareness campaigns and exchange of know-how in the fields of environmental & nature protection will provide value added to Priority area 6 Biodiversity, landscapes, air and soil quality under Pillar 2 Protecting the Environment of EUSDR.

Measure 1.2: Economy Competitiveness increasing, which provides support scheme to facilitate cross-border business development initiatives, economic contacts and entrepreneurship by improving the co-operation opportunities of mutual interest is directly linked to Priority Area 8: To support the competitiveness of enterprises, including cluster development under Pillar 3: Building Prosperity in the Danube Region.

On Figure 6 are shown the possible links and interconnections between the two Programmes. It shows that both priority axis of the CBC Programme Bulgaria-Turkey – Sustainable Social & Economic Development and Improvement of the quality of life, and the relevant areas of interventions could be remount to several of the priority areas of EUSDR, and the projects financed under these measures could provide some added value although rather limited to the Danube region.



The cross-border and territorial cooperation projects are specific type of projects, which include building trust, collaboration and team work between several partners/stakeholders with different legislation, administrative structures and project management and implementation experience and culture. The capacity built and the improved capability and knowledge of both beneficiaries and authorities, implementing the CBC Programme Bulgaria–Turkey are the most important added value in terms of the EUSDR.

➤ **First Call for Proposals**

In total, 19 of the projects received funding under the First call for proposals are coherent to the objectives of the EUSDR. One of the projects (2007CB16IPO008-2009-1-040) has been terminated, so finally there are 18 projects relevant to the EUSDR with a total budget of EUR 3 997 984.47.

One of the projects financed under measure 1.1 (2007CB16IPO008-2009-1-010 – amounting to EUR 86 571,05), 5 projects supported under measure 2.1 (2007CB16IPO008-2009-1-009,2007CB16IPO008-2009-1-016, 2007CB16IPO008-2009-1-026, 2007CB16IPO008-2009-1-041, 2007CB16IPO008-2009-1-065 covering a budget of EUR 1 375 667,7) and 2 projects under measure 2.2 (2007CB16IPO008-2009-1-057, 2007CB16IPO008-2009-1-087 for EUR 154 328,42) are providing added value to **Priority Area 3: To promote culture and tourism, people to people contacts** (Pillar 1 Connecting the Region) of EUSDR.

One project (2007CB16IPO008-2009-1-075 with a budget of EUR 599 582.10) is related to the activities, envisaged under **Priority Area 5 Environmental risks** (Pillar 2 Protecting the Environment) of EUSDR.

Three projects under measure 2.1 (2007CB16IPO008-2009-1-053, 2007CB16IPO008-2009-1-056, 2007CB16IPO008-2009-1-064 for the amount of EUR 1 282 740,04) and 1 project implemented under measure 2.2 (2007CB16IPO008-2009-1-019 for EUR 60 000.00) are relevant to **Priority area 6 Biodiversity, landscapes, air and soil quality** under Pillar 2 Protecting the Environment of EUSDR.

Finally, 5 projects contracted and implemented under measure 1.2 (2007CB16IPO008-2009-1-005, 2007CB16IPO008-2009-1-034, 2007CB16IPO008-2009-1-051, 2007CB16IPO008-2009-1-071, 2007CB16IPO008-2009-1-106 amounting to EUR 439 095.16) are linked with the **Priority Area 8: To support the competitiveness of enterprises including cluster development** under Pillar 3: Building Prosperity in the Danube Region.

Table 1 Distribution of the Supported Projects under the Programme by Pillars and Priority areas of the Strategy for the Danube Region from the First Call for proposals

Danube Region2	Danube Region	No of projects	%	Total value of the projects in EUR
	A. Connecting the Danube Region		8 44 %	1616567,17
	3) To promote culture and tourism, people to people	8	44 %	1616567,17

	contacts	2007CB16IPO008-2009-1-010 (1.1)		
		2007CB16IPO008-2009-1-009 (2.1)		
		2007CB16IPO008-2009-1-016 (2.1)		
		2007CB16IPO008-2009-1-026 (2.1)		
		2007CB16IPO008-2009-1-041 (2.1)		
		2007CB16IPO008-2009-1-065 (2.1)		
		2007CB16IPO008-2009-1-057 (2.2)		
		2007CB16IPO008-2009-1-087 (2.2)		
B. Protecting the environment			5	27.77
				1942322,14
				%
	5) To manage environmental risks	2007CB16IPO008-2009-1-075 (2.1)	1	5.55 %
				599582,10
	6) To preserve biodiversity, landscapes and the quality of air and soils	2007CB16IPO008-2009-1-053 (2.1)	4	22.22
		2007CB16IPO008-2009-1-056 (2.1)		%
		2007CB16IPO008-2009-1-064 (2.1)		
		2007CB16IPO008-2009-1-019 (2.2)		
C. Building Prosperity			5	27.77%
				439095,16
	8) To support the competitiveness of enterprises	2007CB16IPO008-2009-1-005 (1.2)	5	27.77%
		2007CB16IPO008-2009-1-034 (1.2)		
		2007CB16IPO008-2009-1-051 (1.2)		
		2007CB16IPO008-2009-1-071 (1.2)		
		2007CB16IPO008-2009-1-106 (1.2)		
Grand Total			18	100%
				3 997 984.47

➤ Second Call for proposals

The first contracts under the Second call for proposals have been signed in December 2012 (22 contracts have been signed and started implementation in January 2013). Ten of the funded projects are relevant to the priority areas of the EUSDR with a total value of EUR 1 703 238.80.

Of them, project 2007CB16IPO008-2011-2-045 under measure 1.1, project 2007CB16IPO008-2011-2-040 (budget: EUR 149 960.00), under measure 2.1 and projects 2007CB16IPO008-2011-2-022, 2007CB16IPO008-2011-2-078, 2007CB16IPO008-2011-2-089 financed under measure 2.2. at the amount of EUR 653 084.09 are relevant to **Priority Area 3 To promote culture and tourism, people to people contacts** (Pillar 1 Connecting the Region) of EUSDR.

Two projects under measure 2.1 (2007CB16IPO008-2011-2-056 and 2007CB16IPO008-2011-2-063 amounting to EUR 674 843.35) are identified as relevant to **Priority area 6 Biodiversity, landscapes, air and soil quality** under Pillar 2 Protecting the Environment of EUSDR.

Three projects (2007CB16IPO008-2011-2-036, 2007CB16IPO008-2011-2-080 and 2007CB16IPO008-2011-2-098) funded under measure 1.2 at the amount of EUR 375 311.35 of the CBC Programme Bulgaria–Turkey are linked with **Priority Area 8 To support the competitiveness of enterprises including cluster development** under Pillar 3 Building Prosperity in the Danube Region.

Table 2 Distribution of the Supported Projects under the Programme by Pillars and Priority areas of the Strategy for the Danube Region from the Second Call for Proposals

Danube Region2	Danube Region	No of projects	%	Total value of the projects in EUR
A. Connecting the Danube Region		5	50%	653084,09
	3) To promote culture and tourism, people to people contacts	5	50%	653084,09
	2007CB16IPO008-2011-2-045 (1.1)			
	2007CB16IPO008-2011-2-040 (2.1)			
	2007CB16IPO008-2011-2-022 (2.2)			
	2007CB16IPO008-2011-2-078 (2.2)			
	2007CB16IPO008-2011-2-089 (2.2)			
B. Protecting the environment		2	20%	674843,35
	6) To preserve biodiversity, landscapes and the quality of air and soils	2	20%	674843,35
	2007CB16IPO008-2011-2-056 (2.1)			
	2007CB16IPO008-2011-2-063 (2.1)			
C. Building Prosperity		3	30%	375311,35
	8) To support the competitiveness of enterprises	3	30%	375311,35
	2007CB16IPO008-2011-2-036 (1.2)			
	2007CB16IPO008-2011-2-080 (1.2)			
	2007CB16IPO008-2011-2-098 (1.2)			
Grand Total		10	100%	1703238,8

2.6 MONITORING ARRANGEMENTS

Monitoring of the Programme is focused on ensuring quality of implementation and compliance with applicable rules and procedures. The Description of management and control systems ensuring reliable accounting, monitoring and financial reporting system On December 2010, European Commission issued the letter with positive assessment on the Description of management and control systems (in accordance with Article 115 and 116 of Commission Regulation (EC) No 718/2007) on Bulgaria-Turkey IPA CBC Programme.

Implementation manuals

➤ **Programme Implementation Manual (PM)**

The legal basis for elaboration of the PM is, as a general rule, the EC regulations and decisions implementing the Instrument for Pre-Accession Assistance and the programming documents concerning the programme. The PIM and its annexes and appendixes, describes in detail the specific rules and procedures for implementation of the Programme, has been developed by the MA, NA and Joint Technical Secretariat.

In order to improve the consistency and to facilitate the implementation of management and control procedures, the Managing Authority has elaborated a common manual (IPA CBC Manual) for three IPA CBC Programmes, managed by the Bulgarian side for the cross-border areas with Serbia, FYROM and Turkey.

Along sides some amendments concerning specific rules, procedures, chapters or annexes have been made. The system for revisions, updates, modifications and development of the Programme Manual aims to tackle with amendments in the three IPA Programmes (where applicable), legislative modifications or unexpected socio-economic development, which has a direct impact on the implementation of the Programmes. During 2012, amendments to the IPA CBC Manual were approved in March and September 2012 related to optimization and clarification of the procedures; optimization of the procedures and reflection of the recommendations given by the CA and AA; improvement of the monitoring and risk assessment procedures, in order the distribution of tasks between responsible bodies (MA and JTS) to be clearly distinguished and to avoid delays in the management process, etc.

➤ **Project Implementation Manual (PIM)**

The Project implementation manual (PIM) is a guiding tool prepared by the MA, NA and JTS to help the beneficiaries in the process of project management and implementation. PIM is prepared as a guide-book, which consists of several main topics, as: Legal and Institutional Framework, Contracting and contract's modifications, Project's implementation, Procurement, Financial Management and Control, Information and Publicity, Monitoring and audit of the project, etc.

During the year 2012, some amendments and clarifications were made to the PIM for the 1st Call for Proposals and its annexes, as reflected into version 2/February 2012 and version 2.1/April 2012. Due to a substantial

revision in the PIM reflecting the amendments in PRAG rules (2012), a new version of the PIM for the projects under 2nd Call for proposals was introduced in November 2012. The updated and improved Project implementation manuals are available at Programme's web-page: <http://www.ipacbc-bgtr.eu/page.php?c=32>

Monitoring

➤ Programme level

The Managing Authority and the Joint Monitoring Committee are responsible for monitoring the Programme implementation in accordance with the principle of sound financial management. The Joint Monitoring Committee observes the monitoring of the Programme implementation and ensures the achievement of the Programme objectives through a rational use of the allocated resources.

During the period under review one **Joint Monitoring Committee (JMC) meeting** was carried out. It took place on 13th of July 2012 in Igneada, Republic of Turkey. The Joint Monitoring Committee members have discussed the results of the evaluation of the projects under the Second call for proposals and approved the final list of projects (including a reserve list) for financing from the Programme funds for the total amount of 14 022 923 Euro. In that connection, the JMC took a decision to supplement to the initial budget for financing projects under the Second Call with non-contracted amounts from the previous two years and with allocation of the programme budget for 2012

The JMC also discussed the timing, preparation and launching of the 3rd Call for project proposals and the new programming period (2014-2020) and was acquainted with the progress of the Programme projects' implementation status. In terms of measures taken for avoiding decommitment in 2012, it was decided the Third Call for proposals to be launched in the first trimester of 2013.

During the period under review the following **14 (fourteen) JMC written procedures** were carried out:

- **Written procedure No. 1, decision signed on 16.03.2012.** The JMC approved Addendum N° 1 To Subsidy Contract N° PД-02-29-129/29.06.2011, and Addendum N° 1 To Subsidy Contract N° PД-02-29-134/29.06.2011 containing extension of Implementation Period of Projects "Friendship Across Borders for a Common European Future" (No 2007CB16IPO008-2009-1-012) and "We are living our common culture" (No 2007CB16IPO008-2009-1-016).
- **Written procedure No. 2, decision signed on 10.04.2012.** The JMC approved Addendum N° 1 to Subsidy Contract No: RD-02-29-172/01.07.2011 with Neofit Rilski High School-Harmanli, containing changes in the budget of PP2 of project "Mutual aid keeps energy" (Ref. No 2007CB16IPO008-2009-1-088)
- **Written procedure No. 3, decision signed on 19.04.2012.** The JMC approved Addendum N° 1 to Subsidy Contract No: RD-02-29-164/01.07.2011 with Uzunkopru Muzaffer Atasay Anatolian High School,

containing extension of the duration of the project "Teenager Bridges" (Ref. No 2007CB16IPO008-2009-1-084)

- **Written procedure No. 4, decision signed on 08.05.2012.** The JMC approved Revised Bulgaria-Turkey IPA Cross-border Programme; Revised Financial Plan; Job profile of assessors for independent evaluation of project proposals under Bulgaria-Turkey IPA Cross-border Programme; Job profile of controllers, responsible for verification of expenditures under Bulgaria-Turkey IPA Cross-border Programme; Job profile for project manager in the Joint Technical Secretariat (Antenna Office).
- **Written procedure No. 5, decision signed on 17.05.2012.** The JMC approved addenda related to extension of the duration of project implementation period to Subsidy Contract under First call for proposals.
- **Written procedure No. 6, decision signed on 04.06.2012.** The JMC approved Addendum N° 1 to Subsidy Contract No: RD-02-29-162/01.07.2011 with Municipality of Mineralni Bani containing extension of the duration of the project "Consultancy Network for Business Support and Investment Promotion" (Ref. No 2007CB16IPO008-2009-1-106) with 2 months.
- **Written procedure No. 7, decision signed on 13.06.2012.** The JMC approved Addendum N° 1 to Subsidy Contract No: RD-02-29-198/27.07.2011 with Luleburgaz Technical High School and Industrial Vocational High School containing extension of the duration of the project "Turkey-Bulgaria Cross-Border Cooperation to Improve the Infrastructure of Vocational & Technical Education" (Ref. No 2007CB16IPO008-2009-1-073) with 3 months.
- **Written procedure No. 8, decision signed on 22.06.2012.** The JMC approved Annual Implementation Report 2011 for the Bulgaria - Turkey IPA Cross-Border Programme, CCI No. 2007CB16IPO008.
- **Written procedure No. 9, decision signed on 30.07.2012.** The JMC approved Instructions for Beneficiaries of Bulgaria – Turkey IPA Cross-border Programme for Interpretation of Art. 5, paragraph 1) of the Subsidy Contract.
- **Written procedure No. 10, decision signed on 07.11.2012.** The JMC approved Negotiation Report from conducted pre-contract site visits and negotiations with the selected for financing beneficiaries and part of the reserve list under Call for proposals 2007CB16IPO008–2011–2 under Bulgaria–Turkey IPA Cross-border Programme.
- **Written procedure No. 11, decision signed on 30.11.2012.** Extension of implementation period with 3,5 months of project No 2007 CB16IPO008-2009-1-107, with Subsidy Contract No RD-02-29-165/01.07.2011 under the First Call for Proposals, with Lead Partner "Demetra" Association.
- **Written procedure No. 12, decision signed on 12.12.2012.** The JMC approved changes in the partnership in project proposal No 2007CB16IPO008-2011-2-022; Exclusion of project with reference No

2007CB16IPO008-2011-2-062 from the list of applications to be funded under the Second Call for project proposals under the Bulgaria – Turkey IPACBC Programme.

- **Written procedure No. 13, decision signed on 20.12.2012.** The JMC approved extension of implementation period with 3 months of project No 2007 CB16IPO008-2009-1-064, with Subsidy Contract No RD-02-29-158/30.06.2011, funded under the First Call for Proposals, with Lead Partner Municipality of Straldzha.
- **Written procedure No. 14, decision signed on 27.12.2012.** The JMC approved the Guidelines for Applicants' Package for the Third Call for Proposals under the Bulgaria-Turkey IPA Cross-border Programme, CCI Number: 2007CB16IPO008.

In order to be discussed issues related to programme implementation, during the period under review the following **Joint technical meetings** between MA and NA were organized by JTS:

- On 1st March 2012 – MA/NA technical meeting in Haskovo (BG) concerning: Planning for third call for proposal; Issues related with improvements of the FLC System; Problems encountered during the Project Implementation Process; JTS Antenna issues.
- On 12th July 2012 – MA/NA technical meeting in Igneada (Turkey) concerning: Forthcoming JMC meeting, Pre-contracting visits and budget negotiations under the 2nd Call for Proposals; allocation of budget for 2012; Status of preparation and launching of the 3rd Call for proposals.
- On 21st November 2012 – MA/NA technical meeting in Haskovo (BG) concerning: Guideline for Applicants of the 3rd Call for Proposals; Project Implementation Manual for the contracts under Second Call for Proposals; FLC system, TA budget 2013; JTS Antenna; Signing of 3rd multiannual financing agreement.

During the period under review the technical meetings (held at least three times a year) between the representatives of MA, NA and JTS become the most practical way of forming common position on controversial matters, as well as solving cases and problems on project and programme level.

➤ **Project level**

The overall monitoring at the Projects level is carried out by the Joint Technical Secretariat (JTS) for Bulgaria–Turkey IPA Cross border Programme with main office located in Haskovo, Bulgaria. The JTS implement the main monitoring tools – on the spot checks and checks of PPR, verifying the proper implementation of the projects in conformity with the provisions of the Subsidy Contract, objectives of the Application form and Programme rules.

During the reporting period, 49 monitoring visits of the projects under First Call for proposals have been carried out by JTS Haskovo in the period between March and December 2012. On the basis of the risk assessment analysis and risk response plan 17 **Ad-hoc monitoring visits** of the projects under First Call for proposals have been performed by JTS experts. The subject of the monitoring visit is the progress of the project to be checked



in compliance with the terms and conditions set out in the implementation plan and the physical check to be performed of the investment activities and services delivered.

On the basis of the approved Annual Working Plan for Monitoring visits, 32 **final monitoring visits** were performed to verify the actual state of the project results as compared to the activities approved within the Subsidy contract.

Management Information System

In order to facilitate the overall implementation of the Programme, at both programme and project level, the Management Information System is created as practical tool for performing the task of the relevant authorities (Managing Authority, National Authority, Certifying Authority, JTS). The information system is operational and under updating its functionality. The system's scope covers all joint programme and project level tasks as follows:

- *Programme and call for proposals management:* the adequately recorded programme data creates the basis for all sorts of further monitoring activities. Thus programme data like priority structure, budget, indicators etc. are recorded in order to facilitate programme-level monitoring and aggregations.

- *Project module:* functionality of the project section ensures tracking the whole life-cycle of projects including TA projects as the system facilitates the management and monitoring of a great number of project related tasks (contract and modification data, implementation data - management of progress reports and request for FLC, etc.).

- *Financial management:* the financial section is also a crucial part of the system's functionality. It ensures the sound management of Community funds.

- *Reporting:* in addition to the project applications and contracts data, a section for programme reporting and evaluation will be established during the current functionality's updating of the system.

As from 10.06.2011 a document, containing requirements description, entitled "Module for management of the Operational programmes for cross-border cooperation" is into force. A procedure for electronic data exchange between MIS and UMIS was launched and the MIS-system is being day-to-day maintained and managed in order to ensure the proper information exchange. With the improvement of MIS-system, the Ministry of Regional Development and Public Works will provide up-to-date information about the three IPA-Programmes – status of partners, projects, signed contracts etc.

Additionally in 2012 the following changes were implemented:

- Patch 1.1.02032012 – XLM export for UMIS (Unified Management Information System for management of the EU funds in Bulgaria) has been implemented insuring connection between the two systems and especially with the module for double financing checks in UMIS thus reducing the possibility of double

financing between the Programme's projects and the projects, financed under the different Operational Programmes in Bulgaria.

- Patch 1.2.07052012 – New access rights definition and changes in modules “Contracts and changes” and “Implementation”.
- Patch 1.3.25102012 – New web sites of the Programme has been deployed.
- Patch 1.4.21122012 – New functionality for Payments module, approval of the assessment grids for seconds and third calls has been implemented. Activation of irregularities module has been done.

First Level Control system

According to the Description of the Management and Control System, the MA implemented “quality checks” on the ongoing projects through First level control (FLC) system. The FLC system is developed in accordance with Art. 16 of Regulation (EC) 1080/2006 in order to make possible in the framework of the Bulgaria – Turkey IPA CBC Programme (2007-2013) to verify: (1) the delivery of the products and services co-financed; (2) the soundness of the expenditure declared for operations or parts of operations implemented on the Bulgarian territory; (3) the compliance of respective expenditures and related operations with Community rules and applicable national rules.

The FLC entails the following checks:

- verification of the delivery of the products and services (as described in the approved Application Form which is the reference point for the approval decision regarding the activities and finance; and/or the project subsidy contract – which sets the legal background for the implementation of the project.);
- verification of the soundness of the expenditure declared;
- verification of the compliance of such expenditure with Programme, EC and national rules.

The Bulgarian side set up a decentralized FLC system and the same approach was adopted by the partnering country. In Bulgaria the First level control is carried out by Controllers selected by the DG “Territorial Cooperation Management” within the Ministry of Regional Development and Public Works in accordance with respective national rules from a list of external independent Controllers (established on state level), authorized by the Ministry in its capacity of Managing authority for Bulgaria - Turkey IPA CBC Programme (2007-2013).

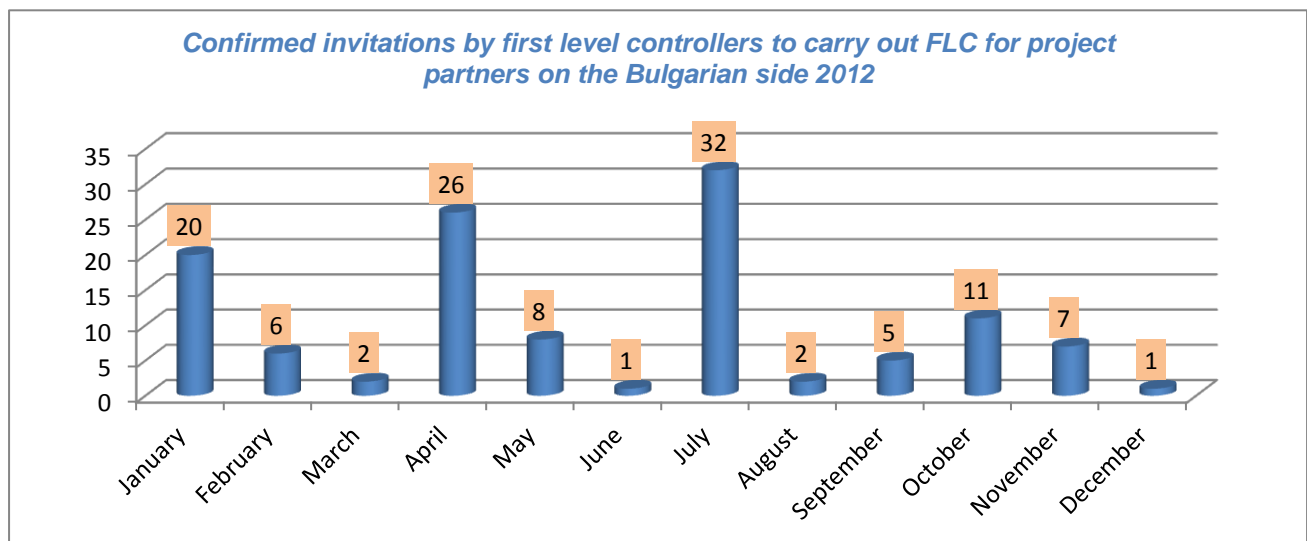
According to the Description of the Management and Control System, “quality control” over performance of the first level controllers is carried out on a “sample basis” in percentage of the number of the controllers who have executed FLC within quarterly period. The first level controllers covered by the sample are subject to on-the-spot quality checks. The quality control over performance of the first level controllers is carried out by documentary check, on-the-spot checks on a sample basis and on-the-spot checks in result of received notice/signal for potential irregularity and/or appeals from project partners.

During the year 2012, the FLC system was duly implemented for the purposes of verification of expenditures for amounts spend by the project partners implementing projects signed under the First and the Second call for proposals. Within the reporting period, the MA took measures for improvement of the system, based on the audit findings and in order to enhance effectiveness of the FLC controllers performing verifications for Bulgarian project partners. Within the established pool of external independent controllers there will be entered separation depending on the type of territorial cooperation programmes for which FLC is carried out, consequently there will be differentiated “IPA specialised” first level controllers in order to enhance performance and facilitate them in operating with single set of rules, procurement requirements, reporting templates, etc. The possibility to avoid rotation of first level controllers who carry out verifications for single subsidy contract will be reconsidered in order to enhance effectiveness taking into account that the first controller who is aware with the contract performing first on-the-spot visit will be in position to perform more efficient verifications on the same subsidy contract than another controller who need to get aware with the project at later stage of implementation. For the subsidy contracts under the Second and Third call for proposals the first level control will be performed on six months periods in order to optimise the efficient use of resources and simultaneously it will be allowed a request for FLC to be launched on three months basis depending on the spent amounts.

The partnering country established a list with external of controllers based on the approved internal methodology. Recruitment procedure for FLC Officers has been carried out according to the national procedure for selection of candidates. The procedure includes: assessment based on the submitted CVs and supplementary documents; conduction of interview with candidates successfully passed previous step if required.

Within the year 2012, 45 Lead partners submitted 121 requests for first level of control under the programme.

The chart below represents the flow of invitations to First Level Controllers on monthly basis for the Bulgarian side for 2012.

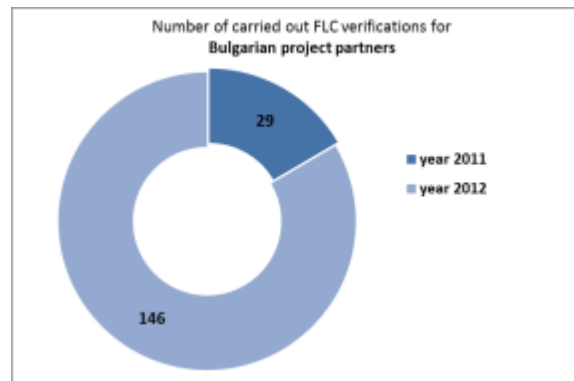
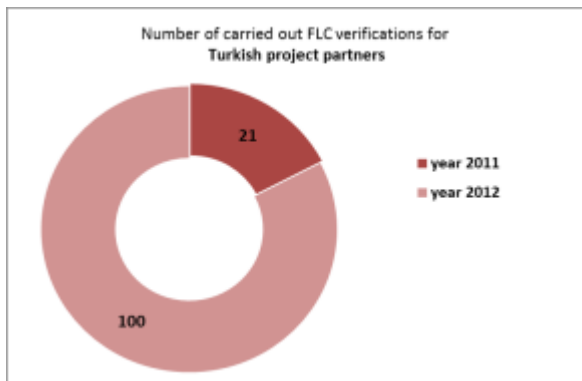


The Bulgarian First Level Control for 2012 under the programme encompasses 146 on-the-spot visits on the premises of respective project partners in Bulgaria which represents 44 projects.

During the year of 2012 Turkish FLC-ers verified the expenditures of 100 project beneficiaries amounting to 1.303.070.47 euro. For all of the controls the Turkish FLC-ers paid on the spot visits to the projects. The NA fulfilled Control of Controllers on the spot check to 13 projects and detected minor errors.

Comparison related to intensity of the First level control workload

The summarized data (presented in the graphics below) related to the carried out FLC on Bulgarian and Turkish project partners under the Programme show dominated share for year 2012 in comparison with 2011. The number of carried out FLC verifications in 2012 (in comparison with 2011) for FLC for both Bulgarian and Turkish project partners in 2012 (in comparison with 2011) represents share of app.83 %.



In terms of sufficient increase of workload the development is positive but regarding the rhythm of financial absorption on quarterly basis the trends are not on the expected level and there is no sufficient level of predictability regarding the number of submitted requests for FLC on behalf of the respective lead partners implementing subsidy contracts.

Audits under the Programme

➤ **System audit**

In accordance with the Annual audit plan of AEUFEEA, the AA performed the second system audit under the Programme in the period August – December 2012. The system audit objective was to obtain reasonable assurance about the effective functioning of the management and control systems of the Managing Authority, National Authority, FLC system and JTS under the Programme in accordance with the requirements of Regulation (EC) 718/2007 and Regulation (EC) 1828/2006. The audit was carried out at the Managing Authority – General Directorate “Territorial Cooperation Management” at the Ministry of Regional Development and Public Works of the Republic of Bulgaria and in National Authority - Ministry of EU Affairs in the Republic of Turkey.

The audit activities were performed by auditors from AEUFEEA and Audit body - Board of Treasury Controllers - for the checks on the territory of Republic of Turkey. The scope of the audit includes all seven key requirements



to the management and control systems. The audit team examined the respective control activities undertaken by the MA during the period from 30th of June 2011 to 30th of July 2012.

The preliminary results of the checks of the NA, FLC system and JTS Antenna on the territory of Republic of Turkey were communicated with NA's management and sent to the Audit authority on 16 November 2012. The Audit Body gave an assessment of the management and control systems at the NA, the FLC system and the JTS Antenna, according to the four-level scale, at level 1. (Works well; only minor improvements needed).

According to the preliminary results of the checks the management and control systems in MA, NA, FLC system and JTS are evaluated as effectively worked.

➤ **Audit of operations**

Within the 2012 the AEUFEA has conducted audit of operations for assurance that the certified expenditures are correct and the underlying transactions are legal and regular. During the audit mission expenditures related to the Technical Assistance and certified in the period 1.01.2007-31.12.2011 were checked. The AA has underlined two similar findings without financial impact for both of the checked Requests for payment and one concerning the MIS system, for which the relevant corrective measures have been undertaken by MA. The findings have been considered closed in the final report dated 4th of September 2012.

Evaluation under the programme

Multi-annual Evaluation Plan for Bulgaria – Turkey IPA Cross-Border Programme 2007 - 2013 was elaborated and approved by JMC on 23rd of March 2011. The Evaluation Plan defines and explains the overall coordination arrangements for the on-going evaluation process under the programme. Following the evaluation plan, the Programme is subject to three evaluations aiming to improve the quality, effectiveness and consistency of the assistance and the strategy and implementation of the Programme, taking due attention to sustainable development issues and horizontal objectives.

➤ **Evaluation of the communication plan**

The first programme evaluation was performed in 2011 and aimed at examination of the level of achievement of the objectives set out in the Communication plan for the period of 2007 - 2010. Detailed information about the findings and recommendation from the internal analysis was presented in the previous Annual implementation report.

➤ **On-going evaluation of the Programme**

On 13th of November 2012 a service contract was signed with external consultant for elaboration of On-going evaluation of Bulgaria- Turkey IPA CBC programme (2007-2013). The tender dossier was elaborated in collaboration between MA and NA following PRAG rules and was launched on 4th of July 2012.

The deadline for submission of offers was 2nd of August 2012. Evaluation report with results of the evaluation process was approved by Head of MA on 10th of October 2012.

The objectives of on-going evaluation encompass the following main dimensions: (1) assessment of current performance (interim results) and review likely impacts of the Programme as a whole in terms of relevancy, efficiency, effectiveness, consistency of the management and the implementation of the programme, identification of ways for improvement of activities; (2) measurement of effectiveness of the FLC system, the programme's and project indicators, the budget allocations to priorities, the planning and launching the call for proposals, quality of the application forms, timeliness and effectiveness of the selection procedures, timeliness and effectiveness of the contracting procedures, effectiveness of the monitoring procedures, beneficiaries awareness with the implementation rules, project developments and results, potential for optimization and facilitation, etc.; (3) presenting an independent opinion and recommendations/proposals for enhanced performance in order to ensure high absorption capacity during the programme implementation as well as providing recommendations for improvements which could contribute for successful implementation of the programme, decision-making process and potentially for the new programming period.

The kick off meeting was held on 27th of November 2012 on which the evaluation team performed detailed presentation regarding methodology to be followed within the on-going evaluation, approach and phases of evaluation, calendar of activities, evaluation themes and questions, sources of information, outline of the evaluation report, evaluation team, etc.

The first version of the Inception report for on-going evaluation of the programme was submitted on 13th of December 2012. The report encompasses information about the overall vision for organization of implementation of the whole range of evaluation tasks, the work programme, methodology, time schedule for implementing the activities, use of resources to achieve the intended results, evaluation instruments, etc.

According to approved timeframe the interim report is scheduled within three months following inception report and the final report of On-going evaluation of Bulgaria- Turkey IPA CBC programme will be submitted by 14th of July 2013.

➤ **Examination of output and results indicators which are going to be achieved in result of project implementation under 1st and 2nd Call for proposals**

After the first internal analysis of the output and result indicators in 2011, a Methodology for output and result indicators under the Bulgaria – Turkey IPA Cross-Border Programme (CCI Number 2007CB16IPO008) was uploaded to the Programme web-page and recommendation for using the methodology during the preparation of the Application Form was incorporated in the Guidelines for applicants under the Second call for proposals.



During 2012 the MA performed internal analysis of the programme output and result indicators, based on the information presented in the Application Forms of the approved for financing projects under First and Second calls for proposals and the Application Forms of selected projects during the evaluation of the offers for the Second call for proposals. In particular, the outputs and results indicators' quantities provided by the applicants have been compared to the relevant Programme ones, in order to assess the extent of achievement of all Programme output and result indicators after successful completion of respective projects.

In general, based on the conclusions from both internal analyses, it could be summarized that almost all output and result indicators could be gained after successful completion of projects under the First and Second Call for proposals. Indicator "Decreased pollution in the region" could be well overachieved and thus fulfills one of the requirements of the Europe 2020 strategy.

Based on examination performed, there is a possible risk for non-fulfillment of target values for some of the Programme output and result indicators. The lowest level of achievement of the output indicators (20%) is observed in the 2.1 Key area of intervention Protection of environment, nature and historical and cultural heritage – "Joint Eco-itineraries created/ developed". In that connection it should be underlined that due to the nature of information analyzed (provided by project applicants in their application forms), possible technical mistakes and inaccurate conclusions are likely to be outlined.

Based on the analyses carried out, the following measures were taken by the MA:

- Methodology of Programme Output and Result Indicators Assessment under the Bulgaria – Turkey IPA Cross-Border Programme (CCI Number 2007CB16IPO008) was uploaded to the Programme web-site (<http://www.ipacbc-bgtr.eu/page.php?c=41>) and recommendation for using the Methodology during the preparation of project proposals was incorporated in the Guidelines for applicants under the Third Call for proposals. Presentations with special focus on the importance and way of applying the methodology of output and result indicators, containing examples from the completed projects during the information days and trainings for potential beneficiaries under the Third Call for proposals.
- Risk assessment on a quarterly basis was introduced in order to take timely and adequate measures to mitigate and overcome any shortcomings during implementation of the subsidy contracts.
- In the Guidelines for Applicants for the Third call for proposals there is an exhaustive list of eligible activities, to achieve concentration of resources to priorities, which were not sufficiently well addressed by the projects, funded under the first two calls for proposals. The list of eligible activities is targeted according to indicators that were identified as underachieved, for example: eligible projects under the Third call for proposals will be with focus on improvement of the social development and social cohesion links, economy competitiveness increasing and infrastructural support for the improvement of the economic potential of the cooperation area under Priority Axis 1 and with focus on protection of environment, nature and historical and cultural heritage - under Priority Axis 2.

The detailed information for carried out examination of output and results indicators which are going to be achieved in result of project implementation under 1st and 2nd Call for proposals is presented in Annex II to this report.

More precise and reliable examination of the state of achievement and relevance of all Programme output and result indicators will be given in the Draft Final Report for on-going evaluation of the Programme in May 2013.

3. IMPLEMENTATION BY PRIORITY

3.1 PRIORITY AXIS 1 “SUSTAINABLE SOCIAL & ECONOMIC DEVELOPMENT”

Objective To increase the overall competitiveness of the cross border economy and to improve social development and social cohesion

Measure 1.1 “Improvement of the social development and social cohesion links”
Measure 1.2 “Economy Competitiveness increasing”
Measure 1.3 “Infrastructural support for the improvement of the economic potential of the co-operation area”

3.1.1. Achievement of targets and analysis of the progress

Information on the physical and financial progress of the priority

According to the financial plan for the period 2007-2013 funds available for Priority axis 1 amounted to 12 734 775 euro (out of which 10 824 559 euro - Community funding and 1 910 216 euro - National co-financing).

First and second call projects under Priority axis 1 were selected in open calls for proposals, to which public bodies and non-profit organisations from the border region could apply. Priority axis 1 attracted a high number of good quality applications and in total 28 projects were financed.

During 2012, 27 projects were implemented under Priority Axis 1, out of which 11 were under the Measure 1.1 “Improvement of the social development and social cohesion links”; 11 - Measure 1.2 “Economy Competitiveness increasing” and 5 projects under the Measure 1.3 “Infrastructural support for the improvement of the economic potential of the co-operation area”. Value of the contracts amounted to 4,38 million euro. From them, 24 were completed will the end of 2012, on the total contracted amount of 2,87 million euro.

In 2012, 12 Second call projects under Priority Axis 1 (amounting to 3,32 million euro) started their implementation.

Financial progress of projects under Priority axis 1, as of 31st of December 2012 (in euro):

Call for Proposals	Contracts	Total contracts amount	Advance payments	Interim and final payments	Total payments
		(IPA + national co-financing)	(IPA + national co-financing)	(IPA + national co-financing)	(IPA + national co-financing)
1 st Call for proposals	27	4 382 689	876 538	1 589 813	2 466 351
2 nd Call for proposals	12	3 324 191	144 465	0	144 465
TOTAL	39	7 706 880	1 021 003	0	2 610 816

➤ **Measure 1.1 “Improvement of the social development and social cohesion links”**

The indicative activities under this sphere of intervention are:

- Human resources development in the context of meeting the goals of the Renewed Lisbon Strategy - promotion of the European Lifelong Learning Concept through a variety of joint cross border social initiatives and links such as development of joint training products and implementation of joint training and educational activities; targeted activities for improvement of skills of vulnerable groups so as to match the labour market demands and requirements; transfer of know-how; development of networking channels between relevant institutions; and others;

- People-to-people collaboration projects: pilot actions and networking activities among local organisations and institutions by implementation of joint training and capacity-building in order to reinforce social and culture links, including actions to promote good practice in the less developed areas of the eligible co-operation area.

The indicators which will be used to measure the progress of this Sphere of intervention are shown in the table below:

Table 1

Programme Output Indicators		2007	2008	2009	2010	2011	2012	2013	2014	2015	2016	Total
		Joint cooperation projects on development of skills and knowledge	Achievement	0	0	0	0	1	13			
Target 2016	15											
Baseline	7											
Training places created	Achievement	0	0	0	0	4	12					
	Target 2016	4										

	Baseline	1										
People participating in training	Achievement	0	0	0	0	202	892					
	Target 2016	500										
	Baseline	905										
People with enhanced skills	Achievement	0	0	0	0	102	706					
	Target 2016	300										
	Baseline	30										
Management and job-related training courses	Achievement	0	0	0	0	0	17					
	Target 2016	10										
	Baseline	4										
Networking structures created/developed	Achievement	0	0	0	0	21	30					
	Target 2016	5										
	Baseline	8										
People from vulnerable groups trained	Achievement	0	0	0	0	200	396					
	Target 2016	10										
	Baseline	20										
Number of people to people collaboration projects	Achievement	0	0	0	0	12	87					
	Target 2016	35										
	Baseline	35										
Number of institutions reached	Achievement	0	0	0	0	63	155					
	Target 2016	250										
	Baseline	644										
Number of people involved	Achievement	0	0	0	0	119	274					
	Target 2016	700										
	Baseline	2148										

* The table above represents data on the grounds of contracted projects level and successfully finalized activities

➤ Measure 1.2 “Economy Competitiveness increasing”

The indicative activities under this sphere of intervention are:

- Support schemes to facilitate cross border business development initiatives, economic contacts and entrepreneurship by improving the co-operation opportunities of mutual interest across the programming area. Such actions should focus but are not limited to the following key areas: partner-search, general business advice and training, PR activities and awareness raising about market development and conditions across the border, clustering opportunities, etc;

- Development and/or diversification of cross-border tourism and cultural, natural and historical heritage initiatives in order to promote the programming area as a unique destination; etc.

The indicators which will be used to measure the progress of this Sphere of intervention are shown in the table below:

Table
2

Programme Output Indicators		2007	2008	2009	2010	2011	2012	2013	2014	2015	2016	Total
Business and educational linkages created	Achievement	0	0	0	0	6	56					
	Target 2016	20										
	Baseline	9										
Communities & institutions participating in knowledge economy	Achievement	0	0	0	0	10	160					
	Target 2016	10										
	Baseline	0										
Access to and usage of new technology	Achievement	0	0	0	0	17	40					
	Target 2016	15										
	Baseline	1										
SMEs involved/ addressed in CBC projects	Achievement	0	0	0	0	1461 ⁴	3446					
	Target 2016	15										
	Baseline	106										
New jobs created	Achievement	0	0	0	0	27	55					
	Target 2016	60										
	Baseline	0										
Number of projects concerning common cultural heritage	Achievement	0	0	0	0	0	0					
	Target 2016	30										
	Baseline	9										
Tourist destinations created/ developed	Achievement	0	0	0	0	0	0					
	Target 2016	15										
	Baseline	0										
Tourist services created/ developed	Achievement	0	0	0	0	0	0					
	Target 2016	15										

⁴ The information is presented by the beneficiaries in PPR. The number consists 1200 SMEs included in a catalog.

	Baseline	5										
Surrounding area of cultural spots improved	Achievement	0	0	0	0	7	0					
	Target 2016	10										
	Baseline	0										
Joint cultural events carried out	Achievement	0	0	0	0	3	0					
	Target 2016	30										
	Baseline	21										
Institutions / bodies reached by programme activities	Achievement	0	0	0	0	42	11					
	Target 2016	500										
	Baseline	25										
Awareness campaigns	Achievement	0	0	0	0	17	42					
	Target 2016	25										
	Baseline	19										

➤ **Measure 1.3 “Infrastructural support for the improvement of the economic potential of the co-operation area”**

The indicative activities under this sphere of intervention are:

- Investments in improvement of small scale infrastructure;
- Elaboration of joint feasibility studies and performing of other preparatory work including elaboration of necessary documentation for investment activities with a cross border impact to apply for funding under different sources.

The indicators which will be used to measure the progress of this Sphere of intervention are shown in the table below:

Table 3

Programme Output Indicators		2007	2008	2009	2010	2011	2012	2013	2014	2015	2016	Total
Number of small-scale infrastructural projects	Achievement	0	0	0	0	5	7					
	Target 2016	15										
	Baseline	5										
Feasibility studies prepared	Achievement	0	0	0	0	0	1					
	Target 2016	5										
	Baseline	1										
Preliminary and detailed design works	Achievement	0	0	0	0	2	2					
	Target 2016	10										
	Baseline	6										

Project environmental assessments	Achievement	0	0	0	0	0	0				
	Target 2016	2									
	Baseline	0									

* The table above represents data on the grounds of contracted projects level and successfully finalized activities

Qualitative analysis

Based on the preliminary findings, made by the external consultant in the Draft final report for “On-going evaluation of Bulgaria-Turkey IPA CBC Programme 2007-2013” (submitted in May 2013), it could be concluded that the majority of projects were based on balanced and adequate partnerships and demonstrated clear link between activities and results. There was a variety of activities that could be financed under Priority axis 1, which resulted in broad range of outputs.

Irrespective of their delayed start, which led to multiple project changes (project staff, budget or duration), majority of the projects under the First call for proposals were successfully implemented and the planned outputs were delivered. Envisaged activities were realized with the involvement of the target groups.

The analysis of the outputs shows that as a whole the programme has reached almost all the output objectives for PA1 till the end of 2012. The target values of only 10 of the indicators have not been reached so far and for 5 of these it is expected that targets will be easily reached.

The number of output indicators under PA1 is 26. Out of these there is some risk of not reaching the target values only for the following 5 indicators:

- “Joint cultural events carried out” (AoI 1.2.) - 30% achieved so far. The planned target values under the Second Call are not sufficient to achieve the target value of this indicator.
- “Tourist services created/ developed” (AoI 1.2.) - 20% achieved so far. The planned values from the First Call surpass the target values at programme level. However, this is due to the fact that for only one of the projects (2007CB16IPO008-2009-1-39) the target value is 100, which is a lot more than the envisaged 20 tourist services at programme level. Currently, this project is not reaching all of its envisaged target values.
- “Number of projects concerning common cultural heritage” (AoI 1.2.) - 7% achieved so far. The planned values from the First Call surpass the target values at programme level. However, this is again due to the fact that for only one of the projects (2007CB16IPO008-2009-1-39) the target value is 50, which is more than the envisaged 39 projects concerning common cultural heritage.
- “Feasibility studies prepared” (AoI 1.3.) - 25% achieved so far. There is a risk the planned target values under the Second Call for proposals to achieve the target value of this indicator.
- “Project environmental assessment” (AoI 1.3.) – 0% achieved so far. The planned target values under the Second Call are not sufficient to achieve the target value of this indicator.

The objectives for integration of vulnerable groups were addressed by four projects. The Programme has one indicator related to this objective (training of vulnerable groups), for which the figures from 2011 and 2012 show that there is an overachievement of the targeted values.

All details related to the achieved outputs could be found in the database of the MIS of the programme (<https://mis-008.mrrb.government.bg>). The information is also available in the relevant project progress reports.

3.1.2. Significant problems encountered and measures taken to overcome them

No significant problems could be encountered in implementing the priority.

3.2 PRIORITY AXIS 2 “IMPROVEMENT OF THE QUALITY OF LIFE”

Objective To stipulate cooperation for protection of nature and specific fields of environment, protection of historical and cultural heritage as well as provision of assistance in emergency cases.

Measures 2.1 “Protection of environment, nature and historical and cultural heritage”

Measure 2.2 “Capacity building for sustainable use of natural resources, cultural and historical heritage”

3.2.1. Achievement of targets and analysis of the progress

Information on the physical and financial progress of the priority

Following the financial plan for the period 2007-2013 the funds available for the Priority axis 2 amounted to 15 267 418 euro (incl. 12 977 305 euro Community funding and 2 290 113 euro National funding).

The projects under the Priority axis 2 are also selected by open calls for proposals, to which public bodies and non-profit organisations from the border region can apply. Under the First call for proposals, the contracts under implementation in Axis 2 are 18, of which 11 under the Measures 2.1 “Protection of environment, nature and historical and cultural heritage” and 7 under the Measure 2.2 “Capacity building for sustainable use of natural resources, cultural and historical heritage”. The value of the contracts amounts to 4,92 million euro. From them, 13 were completed will the end of 2012, on the total contracted amount of 2,08 million euro.

Under the Second call for proposals, 10 contracts have been concluded under Axis 1 in 2012 and they are currently under implementation on the total amounts to 2, 34 million euro.

In relation with the financial implementation of the projects under Priority axis 2, some general information as of 31st of December 2012 (in euro) is presented in the table below:



Financial progress of projects under Priority axis 2, as of 31st of December 2012 (in euro):

Call for Proposals	Contracts	Total contracts amount	Advance payments	Interim and final payments	Total payments
		(IPA + national co-financing)	(IPA + national co-financing)	(IPA + national co-financing)	(IPA + national co-financing)
1 st Call for proposals	18	4 921 689	1 004 152	1 300 738	2 304 890
2 nd Call for proposals	10	2 336 162	0	0	0
TOTAL	28	7 257 851	1 004 152	1300738	2 304 890

➤ Measure 2.1 “Protection of environment, nature and historical and cultural heritage”

The indicative activities under this sphere of intervention are:

- Development of feasibility studies and other preparatory work including elaboration of necessary documentation for investment activities with clear cross border impact. A special focus will be given to preparation of projects related to improvement of environment and nature, emergency readiness, protection of historical and cultural heritage, for development of waste water treatment plants and solid waste infrastructure, cross border collaboration and joint activities and cooperative schemes for early warning and prevention of floods as well as water resources management;

- Investments in development of small-scale infrastructure with a clear cross-border effect for protection of natural, cultural and historical heritage, as well as for risk prevention;

- Restoration activities: Restoration of historical buildings and other forms of constructions; including survey, preparation of projects and construction.

The indicators which will be used to measure the progress of this Sphere of intervention are shown in the table below:

Table 4

Programme Output Indicators		2007	2008	2009	2010	2011	2012	2013	2014	2015	2016	Total
		Number of joint environmental friendly projects	Achievement	0	0	0	0	0	4			
Target 2016	30											
Baseline	3											
Joint Eco-itineraries created/ developed	Achievement	0	0	0	0	0	3					
	Target 2016	15										
	Baseline	5										
Partnerships for cases of natural disasters established	Achievement	0	0	0	0	0	0					
	Target 2016	2										
	Baseline	1										

Environmental management plans	Achievement	0	0	0	0	0	2					
	Target 2016	2										
	Baseline	2										
Networks for environmental and cultural/historical heritage protection and reasonable utilization of resources	Achievement	0	0	0	0	1	6					
	Target 2016	6										
	Baseline	12										
Number of small-scale infrastructural projects concerning environmental and cultural heritage protection	Achievement	0	0	0	0	0	8					
	Target 2016	15										
	Baseline	3										
Feasibility studies prepared	Achievement	0	0	0	0	1	3					
	Target 2016	5										
	Baseline	8										
Preliminary and detailed design works	Achievement	0	0	0	0	0	7					
	Target 2016	10										
	Baseline	1										
Project environmental assessments	Achievement	0	0	0	0	0	4					
	Target 2016	2										
	Baseline	1										

* The table above represents data on the grounds of contracted projects level and successfully finalized activities

➤ **Measure 2.2 “Capacity building for sustainable use of natural resources, cultural and historical heritage”**

The indicative activities under this sphere of intervention are:

- Development and implementation of joint activities including information and awareness campaigns and exchange of know-how in the fields of environmental & nature protection, emergency readiness, protection of cultural and historical heritage

The indicators which will be used to measure the progress of this Sphere of intervention are shown in the table below:

Table 5

Programme Output Indicators		2007	2008	2009	2010	2011	2012	2013	2014	2015	2016	Total
Number of awareness campaigns carried	Achievement	0	0	0	0	3	19					
	Target 2016	15										
	Baseline	13										
Number of institutions involved in joint activities and exchange of know-how;	Achievement	0	0	0	0	3	80					
	Target 2016	30										

	Baseline	13										
Number of people reached by joint information and awareness campaigns	Achievement	0	0	0	0	251 000*	20 84 0					
	Target 2016	500										
	Baseline	952										

The table above represents data on the grounds of contracted projects level and successfully finalized activities

*The information is reported by the beneficiaries in PPR. The value for the indicators represents the number of newspapers' copies distributed on regional level.

Qualitative analysis

Based on the preliminary findings, made by the external consultant in the Draft final report for "On-going evaluation of Bulgaria-Turkey IPA CBC Programme 2007-2013" (submitted in May 2013), it could be concluded that the majority of projects were based on balanced and adequate partnerships and demonstrated clear link between activities and results. There was a variety of activities that could be financed under Priority axis 2, which resulted in broad range of outputs.

Irrespective of their delayed start, which led to multiple project changes (project staff, budget or duration), majority of the projects under the First call for proposals were successfully implemented and the planned outputs were delivered. Envisaged activities were realized with the involvement of the target groups.

The analysis of the progress under Priority Axis 2 shares the same logic as the analysis for Priority Axis 1. The number of output indicators under Priority Axis 2 is 12, which is a more reasonable number than the 26 indicators under Priority Axis 1. The smaller number of indicators under this Priority axis follows EC's guidance on decreasing the number of indicators in the systems of indicators.

The analysis of the outputs shows similar results to the ones from the analysis of Priority Axis 1. As a whole the programme is reaching the output objectives for Priority Axis 2. The target values of 9 of the indicators have not yet been reached, but for most of them it is expected that the targets will be easily reached.

Out of the 12 indicators there is some risk of not reaching the target values of the following 3 indicators:

- "Number of joint environmental friendly projects" (AoI2.1.) - 13% achieved so far. The planned target values under the Second Call are not sufficient to achieve the target value of this indicator.
- "Joint Eco-itineraries created/developed" (AoI2.1.) - 15% achieved so far. The planned target values under the Second Call are not sufficient to achieve the target value of this indicator.
- "Partnerships for cases of natural disasters established" (AoI 2.1.) - 0% achieved so far. The planned target values under the Second Call are sufficient to achieve the target value of this indicator – the expected value of the indicator after the implementation of the projects from the First and Second Call is

100%. However, given that the target value under the First Call has not yet been achieved, this indicator can be considered at risk.

The following indicators also have not yet achieved their target values, but the expected outputs from the projects of the Second Call substantially surpass the programme target values:

- “Environmental management plans” (Aol2.1.) - 50% achieved so far. However, the planned target values under the First and Second Call are much higher than the target value of this indicator.
- “Feasibility studies prepared” (Aol2.1.) - 31% achieved so far. The expected target values under the First and Second Call are higher (200%) than the target value of this indicator.
- “Preliminary and detailed design works” (Aol 2.1.) - 60% achieved so far. The planned target values under the First and Second Call are higher (230%) than the target value of this indicator.

There were no identified risks as concerns the achievement of the target values of the 3 result indicators for Priority Axis 2, because the combined planned values under the First and the Second Calls surpass the target values on programme level.

All details related to the achieved outputs could be found in the database of the MIS of the programme (<https://mis-008.mrrb.government.bg>). The information is also available in the relevant project progress reports.

3.2.2. Significant problems encountered and measures taken to overcome them

No significant problems could be encountered in implementing the priority.

4. MAJOR PROJECTS (IF APPLICABLE)

Not applicable – no major projects were financed under the Programme during the reported period.

5. TECHNICAL ASSISTANCE

The aim of the Technical assistance (TA) is to ensure an effective programme management and information flow, thus improving the quality of cross-border cooperation and management tools. The priority axis “Technical Assistance” finance the preparatory, management, monitoring, evaluation, information and control activities of the programme as well as activities to reinforce the administrative capacity for implementing the programme, promotion of the Programme, awareness raising, pro-active project generation, etc.

➤ Sphere of intervention 3.1 Overall administration and evaluation of the Programme

The objective of this sphere of intervention ensures:



- Support to the Managing Authority and Joint Technical Secretariat for tasks related to preparation of the necessary documents, appraisal and selection of projects, monitoring and evaluation of activities, control and audit of the Programme including daily allowances, travel accommodation costs covering the expenses for the participants from Bulgaria and Turkey (representatives of the MA, JTS, CA, AA, JMC, persons who are not directly involved, for example interpreters, drivers etc.) in events concerning the programme.

On the other hand it contributes to:

- Determinate administrative costs concerning the JTS (Main and Branch offices) including rent of premises, repair works furniture and equipment, expenditures for electricity, heating, phones, water, consumables etc., as well as staff remuneration costs for the JTS (Main and Branch offices).

Summary information concerning the JTS team:

The JTS main office was established on 01.04.2010 with the following personal appointed to it - a Head of the JTS (Mr. Ivan Delchev) and two Project Management Experts (Mr. Krasimir Stankov and Ms. Neli Kaneva). On 21.03.2011 a Communication officer (Ms. Turkan Firinci) was assigned to the JTS to fulfil the tasks related to the information and publicity activities. In the beginning of September 2012 Ms. Firinci resigned and her position remained unoccupied up until the end of the period under review. On 18.07.2011 a Financial expert (Ms. Tanya Karagyzova) was appointed within the MA to support the JTS. Due to unforeseen obstacles (long period of seak leave), the newly appointed financial expert commenced her duties in July 2012. In the end of September 2012 another expert from the MA – Ms. Elitsa Kiryakova was appointed to support the JTS in the process of technical and financial monitoring and to fulfil temporarily the functions of the communication officer. In this respect the number of the JTS main office team decreased in 2012 to four persons during a long period of time.

Concerning the JTS Branch office: two Project Management Experts (Ms. Cigdem Donertas and Mr. Semih Seyhan) were appointed to the JTS Antenna office in Edirne, but at the end of July 2011 Mr. Semih Seyhan retired. Two other servants of the Provincial administration of Edirne were appointed to help Ms. Donertas on part time basis in the first half of 2012. Unfortunately in the beginning of September 2012 with a decision of the Governor of Edirne the JTS Antenna Office was closed and its servants were transferred to different occupations in the Provincial Administration of Edirne. From this moment up until the end of the period under review the JTS Antenna office was not functioning. The tasks of JTS Antenna Office were fulfilled by NA and JTS main office since then.

- In this respect the period under review was a great challenge for the JTS in terms of availability of staff. The absence of Antenna office and the resignation of the Communication officer put strong pressure on the staff of the JTS main office and NA. JTS experts had to deal with all the obligations of the communication officer and the antenna experts as well. The NA made efforts to appoint new communication officer and Antenna experts, A selection procedure was launched on August 2011 by NA and two candidates were selected as appropriate, but none of them accepted the duty when they were informed about the salary and other conditions. On the grounds that in Turkey average salary levels for personnel having qualifications outlined in

the Job Description of The Project Manager is considerably higher than in Bulgaria, it was proposed to increase the salary of Project Manager to be employed in Turkey. Besides, the job description of Project Manager made the recruitment almost impossible due to the strict requirements. The NA proposed to soften the requirements. The new proposed Project Manager salary within the TA budget and the Project Manager job description were approved by JMC. The NA is now conducting the process of selecting new Project Manager and Assistant Project Manager and Monitoring and Finance Expert additionally by the 10th of May. After Communication Officer resignation, the NA also launched a recruitment process for Communication Officer position. The selection process is in the final stage. However because of the unsatisfactory working conditions such as low salary and indefinite employment rights, the NA has concerns about selecting a person for this vacancy. During the vacancy of the Project Manager in JTS Antenna and Communication Officer in JTS the appointed by the MA expert Elitsa Kiryakova solved to some extent the problem with the absence of the communication officer, but the shortage of two project management experts in the Antenna office still remains as a problem.

At the end of the reporting period MA and NA agreed on undertaking of urgent measures to improve the financial implementation of the programme, as one of the proposed measures was two new positions for Financial Monitoring Experts within the JTS to be established – one for the Main JTS Office and one for the Antenna office. The occupation of these new positions will be vital in 2013 where implementation of projects under the three separate Calls for proposals will be at crucial phase.

➤ **Sphere of intervention 3.2 Publicity and communication**

The objective of this sphere of intervention encompasses:

- Preparation, translation and dissemination of the Programme related information and publicity materials including but not limited to the programme website, official Programme documents, procedure manuals, bulletins, brochures, posters, etc.; as well as expenses for consumables as paper, files, folders, cases, diskettes, compact disks, etc.

- Organisation of public events as conferences, seminars, workshops, round table discussions, trainings for beneficiaries, networking and awareness-raising events, partner search forums etc. including rent of halls and equipment (audio-, video-, translation- equipment), expenses for interpreters, lecturers, trainers (should not be persons involved in the programme); expenses for coffee breaks, refreshments, business dinners and lunches for all participants in the events;

- Purchase of advertising materials as CDs, USBs, hats, bags, note books, folders etc. as well as expenses for publications in radio, TV and press.

For the period 2007-2013 approximately 2.7 million euro Community Funding is available for this priority axis, matched by 0.4 million euro national contributions.

In order to implement the activities under Priority axis 3 – Technical assistance, an Annual technical assistance plan is prepared by the MA, together with the other structures involved in the Programme implementation. The



Annual Technical Assistance Plan is designed to provide detailed information about the Programme related activities envisaged to be carried out by Managing Authority (MA), National Authority (NA) and Joint Technical Secretariat (JTS) under Priority axis 3 - Technical assistance of Bulgaria – Turkey IPA Cross-Border Programme and is subject of approval by the JMC.

Total budget forecast for 2012 is amounted to 927 245 euro, from which 616 315 euro allocated for the MA and 310 930 euro for the NA. The detailed indicative breakdown of budget for 2012 was approved by the JMC on 12th December 2011.

The 2012 TA budget encompasses administrative expenditures, travel and accommodation expenditures, meetings, trainings, promotional events, information and publicity, external expertise, supply, maintenance of equipment and other expenditures.

The main activities carried out under priority axis “Technical assistance” within 2012 are as follows:

✓ **Trainings for the Programme staff**

During 2012, MA, NA and JTS staff attended to various thematic seminars and training events organized by INTERACT in order to acquire practical knowledge and information, to share their experience with colleagues from other European territorial cooperation programmes in the field of management techniques, financial issues, European regulations, communication, strategic orientation, policy development, etc.

✓ **Trainings for First Level Controllers & Assessories:**

The trainings for the First Level Controllers took place in Sofia, Bulgaria three times during 2012:

- On the 3rd of February 2012 in Sofia, Bulgaria at the premises of the “City” hall of the Best Western hotel. Training sessions encompass three main modules related to requirements regarding documentations, check-lists and reporting of activities carried out by First level controllers, financial issues, frequent errors and lessons learnt, public procurements and PRAG rules, etc.
- On 20th and 21st of March 2012 in Sofia, Bulgaria a number of First level controllers attended the training sessions of the INTERACT seminar conducted in Sofia. The training modules encompass issues related to FLC tasks and responsibilities, control procedures, public procurements, analysis on irregularities, recoveries and decommitment, etc.
- On the 4th of May 2012 in Sofia, Bulgaria at the premises of the Ministry of Regional Development and Public Works of Bulgaria. Training sessions encompass six main modules covering information about the cross-border cooperation programmes, main principles of the FLC, FLC system, verification process, public procurements, procedures under PRAG rules, irregularities, etc.
- On 4th of May 2012 a training for the external assessors was held by the MA and NA representatives in Haskovo, Bulgaria. The training for assessors was conducted before the start of technical and quality

assessment phase of the assessment process for the project applications under the Second Call for proposals.

✓ Regarding expenditures for external expertise

- Tenders for two global price service contracts were launched within 2012: (1) Lot 3: Elaboration of On-going evaluation of Bulgaria - Turkey IPA CBC programme (2007-2013) with budget of maximum 70 000 euro; and (2) for preparation of IPA Cross-border cooperation programmes 2014-2020 for which the Bulgarian side will be a Managing authority – Lot 3: Preparation of Bulgaria – Turkey IPA cross-border programme 2014-2020, with budget of maximum 80 000 euro
- Maintenance and upgrade of the new programme website, maintenance of MIS;
- Supply of IT equipment to facilitate activities of the JTS;
- Promotional materials, participation in various events, information and awareness rising, publicity etc. (detailed information is presented in part 6 “Information and publicity” and annex III of this report).

✓ Programming for the period 2014-2020

Regarding the new programming period 2014-2020 the MA undertakes activities in order to award contract (to be co-funded by priority axis “Technical assistance”) to external consultant for preparation of IPA Cross-border cooperation programmes 2014-2020 for which the Bulgarian side will be a Managing authority.

The information was announced in transparent manner and published on the TED website with Ref. No.EuropeAid/133413/D/SER/Multi. The tender forecast was published on 29th of August 2012, tender notice was published on 2nd of October 2012, short list notice was published on 27th of November 2012 and contract award is foreseen for 2013.

The main objectives of the consultancy activities encompass elaboration of Bulgaria – Turkey IPA Cross-border Programme 2014 – 2020 in compliance with requirements for cooperation programmes as set out in the relevant EU regulations and taking into account the specificities of the programme area and respecting the principle of multi-level governance. The consultancy tasks cover elaboration of situation analysis of the eligible programme area; drawing up the SWOT analysis of the eligible programme area; laying down the strategy of the future cross-border programme; elaboration of indicator table of the programme, financial plan; examining and referencing the potential links of the Programme with other development programmes and policies of the 2014-2020 financial perspective; description of appropriate application of horizontal principles; participation within Joint Working Group meetings; organization of regional consultations to programme stakeholders; ensure compliance with recommendations of the ex-ante evaluation and the strategic environmental assessment.

6. INFORMATION AND PUBLICITY

The programme management bodies under Bulgaria-Turkey IPA Cross-Border Programme and the beneficiaries of the programme are responsible for promoting the visual identity of the programme in accordance to the provisions of the PM, PIM and VIG.

The Communication Plan for the Programme aims, on one side, disseminating information about the programme and thus increasing the participation of the potential beneficiaries into the programme of the potential beneficiaries, resulting into increased absorption capacity and transparency, and on the other side, increasing awareness of the population of the eligible region.

The Communication plan for year 2012 was structured in three major priorities: website, promotional materials and events. The latter consisted of Information seminars, Active training and Publicity campaign. During the reporting period the most of the Communication activities were carried out, as planned and the relevant targets were reached.

Annex III presents a comprehensive list on communication and information activities during 2012.

➤ Programme Website

The programme website www.ipacbc-bgtr.eu was released in the end of August 2009 and it was the most useful and cheap tool for promoting the programme and spread information to the beneficiaries (active and potential) and the public in general. The website includes comprehensive information on the Programme and its Priority axes, accompanied by all documents concerning programme implementation. The website has been regularly updated with relevant information on the Programme (events, news, documentation etc.). The website also includes a tool for partners search with project partner database, thereby facilitating the integration among actors and promoting joint activities and ideas.

During 2012 the official website of the Programme was one of the main publicity tools used to promote the Programme and disseminate the relevant information. The unique website visits for 2012 are 38 190, compared to the 13 726 for 2011 reveals an increase of nearly 279% (the number of all the visits of course is a bigger (45 387). The monthly picture of visits shows that its peak is reached in January 2012 with the extension of the deadline for submission of project proposals under the second call with 5 545 unique website and the interest rapidly increases in July 2012 with the start of the pre-contracting activities for the Second Call for Proposals.

For all of the planned website activities the planned values were exceeded. This goes especially for the number of unique visits 38 times, the number of e-mails received through website contact details – more than 10 times and the number of requests for partnership in the website nearly 12 times.

In 2012 it appeared with a new structure and user-friendly interface. The whole range of information concerning the Programme (e.g. general information, priority axes, documents, questions and answers etc.) was presented

in a user-friendly version of the sitemap structure, which allows the users to find the necessary information more easily. One of the most important improvements on the website, which is integrated with the MIS system is the Project Database established for funded projects (displaying an interactive region map of the Programme) and which ensure the transparency and it is a prerequisite for raising awareness of positive contributions by the European Union. A special access tools for the Joint Monitoring Committee (JMC) members from the website for sharing documents and information is also established, as well as a new calendar on the main page sorting the events on monthly basis and a special banner “Alerts on Irregularities”.

In order to ensure broad publicity, information on the Programme has been also disseminated through regional and national websites as well as on the websites at the European level:

- www.mrrb.government.bg - Bulgarian Ministry of Regional Development and Public Works
- www.eufunds.bg – EU Structural Funds website

The website partners search tool is also very useful in facilitating the integration among actors and promoting joint activities and ideas.

The new Programme website interface is presented below



The screenshot shows the website interface for the Bulgaria-Turkey IPA Cross-Border Programme. At the top, there is a navigation menu with links for HOME, PROGRAMME, CALLS FOR PROPOSALS, PROJECTS, PROJECT IMPLEMENTATION, MEDIA, FAQ, and CONTACTS. The main header features the logo and the slogan "Projects without borders". Below the header, there is a large image of a boat on a river. The main content area is divided into several sections: a "PROJECTS FUNDED" section with a red button, a "JOINT MONITORING COMMITTEE" section with a blue button, and a "CALENDAR" section for May 2013. On the right side, there is a search bar and a "PARTNER SEARCH DATABASE" section with dropdown menus for Country, Region, and Priority, and a "Find" button. The bottom of the page features a footer with the European Union flag and the text "BULGARIA - TURKEY IPA CROSS-BORDER PROGRAMME CCI No. 2007CB16IPO008".

➤ **Promotional materials**

In 2012 tender procedure for elaboration and preparation of a great variety of promotional materials was conducted. As a result high number of leaflets, brochures, cardboard folders, conference business folders, binders, agenda organizers, pens, umbrellas, USB drives, calendars for 2013 and many others were produced.

The materials have been used for promotion the Programme on various occasions (trainings for beneficiaries, “Europe for us” exhibition and fair, the Joint Monitoring Committee meetings, European Cooperation Day 2012, etc.). All the materials follow the visual guidelines set in the Communication Plan as well as the “Communication and Visibility Manual for European Union External Actions” of EC. During the year more than 80% of all promotional materials have been distributed.

➤ **Information seminars**

During the year the following big events have been organized and took place:

- The “Europe for us” (Sofia, Bulgaria - National Palace of Culture, 16 - 18 June 2012) second annual conference and exhibition, organized by the Bulgarian Economic forum in partnership with the Bulgarian Minister on management of EU funds and the EC Representation in Bulgaria. The purpose of the exhibition was to present European funded programmes and projects to the widest range of interested stakeholders.

- The Annual Coordination Meeting (Plovdiv, Bulgaria, 4 - 6 July 2012) of the European Information networks in Bulgaria. The conference was organized by the European Commission representation in Bulgaria and the general topic of the conference was “Communicating Europe Together – challenges and opportunities”.

- The official ceremony for award of subsidy contracts for successful beneficiaries under the 2nd Call for project proposals in the framework of Bulgaria – Turkey IPA Cross-border Programme CCI Number 2007CB16IPO008 took place on 14th of December 2012 in Haskovo (BG). Deputy Minister of RDPW (BG) and Head of IPA Cross-border Programme Mr Nikolay Nankov handed contracts to the successful beneficiaries.

- The European Cooperation Day was celebrated across Europe and in neighbouring countries for the first time ever on 21 September 2012. With 75 European Territorial Cooperation programmes on board, more than 100 local events were organized all over Europe during this week (17 - 23 September). The aim of the campaign which was coordinated by the INTERACT Programme in association with the European Commission and supported by the Committee of the Regions and the European parliament, was to celebrate the achievements of cooperation between European regions and countries.

The European Cooperation Day under Bulgaria-Turkey IPA Cross-border Programme was celebrated in Haskovo, Edirne and on the border crossing check-point “Kapikule” with the slogan “Sharing borders, growing closer!” The Joint Technical Secretariat (Haskovo) jointly with MA and NA organized several local events on 21 September, 2012. Various street activities and an **“Award Ceremony of the Photography Contest –Sharing Borders-Growing Closer”**, which was organized for the project beneficiaries of the first call for proposals, were carried out in Edirne, Turkey. All photos submitted to the related contest were exhibited in the Kapikule Customs



Administration. The “**Photo Exhibition - Projects without Borders**” where opened by representatives of MA and NA with media representatives. **The Press Conference for ECD** took place following the Award Ceremony with press members from both countries participating.

These events were an excellent opportunity for promotion of the Programme in general and also for exchanging experiences and best practices.

➤ **Publicity campaign**

In addition to the promotion through the Programme website and the websites of the official institutions directly related to the Programme, both the Programme and the projects funded received a good deal of media attention through specific Programme press-releases (in all the three languages), online publications (other than on the Programme website), radio advertisements, video and television clips, publicities in local and national newspapers.

➤ **Active Training**

Training for lead partners of the financed under 2nd Call for proposals have been organized during 2012. **Trainings of the lead partners** were organised by the JTS and took places in Haskovo (BG) and it was attended by 51 representatives of 23 different partners. All lead partners were trained on all the aspects of project implementation, following the structure of the Project Implementation Manual for beneficiaries under Bulgaria – Turkey IPA Cross-Border Programme and main points in the project implementation cycle.

Several meetings with all risky projects under the 1st Call for proposals has been conducted by JTS experts, consulting the beneficiaries for resolving of detected problems on smoothly project implementation.

During 2012 variety of activities included in the Communication plan have been organized and performed accordingly: various types of promotional materials have been disseminated to the target audience, the Programme Web site has been redesigned and maintained, and trainings for beneficiaries have been successfully organized. The mass media campaign and the participation of different events greatly contributed to the successful promotion of Programme and the Call for proposals. The Programme’ visual identity and graphics standards have been maintained and widely disseminated to all the Programme’s stakeholders. Detailed information is presented in Annex III to this report.

Indicators for communication and publicity measures

	Activity	Indicator	2007	2008	2009	2010	2011	2012	2013	2014	2015	2016	Total			
Programme Website	General awareness of the public about the programme	▪ No. of unique web-site visits	0	0	6300	7071	27300	38190								
		Target 2016	1000 per year													
		Baseline	0													
		▪ No. of e-newspapers published/distributed	0	0	0	0	1	0								
		Target 2016	2 per year													
		Baseline	0													
	Partners' search facility	No. of request for partnerships in web-site	▪ No. of request for partnerships in web-site	0	0	53	0	139	118							
			Target 2016	10												
			Baseline	0												
			Contact details	No. of e-mails received through web-site contact form	▪ No. of e-mails received through web-site contact form	0	0	0	0	15	17					
					Target 2016	2 per year										
					Baseline	0										
	No. of e-mails received through web-site contract details	▪ No. of e-mails received through web-site contract details			0	0	0	0	1050	1028						
		Target 2016	100 per year													
		Baseline	0													
		Information for mass media	No. of news/information for mass media	▪ No. of news/information for mass media	0	0	0	0	6	3						
	Target 2016			2 per year												
	Baseline			0												
	No. of press packs distributed			▪ No. of press packs distributed	0	0	0	0	6	5						
			Target 2016	10												
			Baseline	0												
			No. of press reports published	▪ No. of press reports published	0	0	0	0	6	3						
	Target 2016			5												
	Baseline	0														

	Activity	Indicator	2007	2008	2009	2010	2011	2012	2013	2014	2015	2016	Total	
Promotional Materials	Leaflets	▪ Number of leaflets produced	0	0	0	0	0	1000						
		Target 2016	500 per call											
		Baseline	0											
		▪ No. of leaflets distributed	0	0	0	0	250	900						
		Target 2016	500 per call											
		Baseline	0											
	Brochures	▪ Number of brochures produced	0	0	750	0	0	1000						
		Target 2016	500 per call											
		Baseline	0											
		▪ Number of brochures distributed	0	0	300	150	300	850						
		Target 2016	500 per call											
		Baseline	0											
	Posters & banners	▪ Number of posters	0	0	2	0	0	1000						
		Target 2016	100											
		Baseline	0											
		▪ Number of banners	0	0	0	0	0	2						
		Target 2016	2											
		Baseline	0											
Other promotional materials (gadgets)	▪ Number of materials prepared	0	0	2350	0	0	6000							
	Target 2016	100 of each kind												
	Baseline	0												
	▪ Number of materials distributed	0	0	1000	500	813	5000							
	Target 2016	100 of each kind												
	Baseline	0												
Seminars	Info-days	▪ No. of info-days conducted	0	0	0	0	4	0						
		Target 2016	2											
		Baseline	0											
	▪ No. of organizations/bodies invited	0	0	200	0	150	0							
	Target 2016	40 per info day												
	Baseline													
	▪ Number of organizations/bodies attending	0	0	126	150	215	0							
	Target 2016	20 per info day												
	Baseline	0												
	▪ No. of journalists invited	0	0	0	0	48	0							
Target 2016	10 per info day													

	Activity	Indicator	2007	2008	2009	2010	2011	2012	2013	2014	2015	2016	Total		
Publicity campaign		Baseline	0												
		▪ No. of journalists attended	0	0	0	0	12	0							
		Target 2016	5 per info day												
		Baseline	0												
		▪ Percentage of participants that subsequently submit applications	0	0	0	0	37	0							
		Target 2016	10% per call												
	Print media campaign	▪ Number of newspapers publishing issue(s) concerning the programme	Baseline	0											
			Target 2016	4 per campaign											
			Baseline	0											
		Press conferences	▪ No. of press conferences	Target 2016	2 per year										
				Baseline	0										
			▪ No. of journalists invited	Target 2016	10 per event										
				Baseline	0										
			▪ No. of journalists attended	Target 2016	5 per event										
				Baseline	0										
		Press releases	▪ No. of press releases prepared	Target 2016	2 per year										
				Baseline	0										
			▪ No. of press releases distributed	Target 2016	2 per event										
				Baseline	0										
			▪ No. of press releases published	Target 2016	2 per event										
				Baseline	0										
		Press Advertisements	▪ No. of Advertisements published	Target 2016	1 per call										
				Baseline	0										
			▪ Percentage of recipients that subsequently call the JTS	Target 2016	5% per call										
	Baseline			0											

	Activity	Indicator	2007	2008	2009	2010	2011	2012	2013	2014	2015	2016	Total
Active Training	TV or Radio Campaign	Baseline	0										
		▪ Percentage of recipients that subsequently submit applications	0	0	0	0	5	0					
		Target 2016	2% per call										
		Baseline	0										
		▪ No. of TV or Radio campaign	0	0	0	0	0	0					
		Target 2016	1 per year										
	For Potential Applicants concerns preparation of the good quality applications	Baseline	0										
		▪ No. of the trainings organized	0	0	4	0	4	0					
		Target 2016	1 before subm.										
		Baseline	0										
		▪ No. of people invited	0	0	100	0	382	0					
		Target 2016	40 per training										
		Baseline	0										
		▪ No. of participants	0	0	150	0	349	0					
		Target 2016	30 per training										
		Baseline	0										
		▪ No. of speakers	0	0	6	0	12	0					
		Target 2016	2 per training										
		Baseline	0										
		▪ No. of topics covered	0	0	4	0	4	0					
		Target 2016	2 per training										
		Baseline	0										
		▪ No. of documents distributed	0	0	150	0	349	0					
		Target 2016	30 per training										
		Baseline	0										
		▪ No. of completed questionnaires	0	0	0	0	61	0					
	Target 2016	30 per training											
	Baseline	0											
▪ Percentage of participant that subsequently submit applications	0	0	30	0	35	0							
Target 2016	10% of the participant from training												
Baseline	0												
▪ Percentage of good quality applications	0	0	0	0	0	0							

Activity	Indicator	2007	2008	2009	2010	2011	2012	2013	2014	2015	2016	Total
For Beneficiaries concerns project implementation issues	Target 2016	5% per training										
	Baseline	0										
	▪ No. of the trainings organized	0	0	2	0	4	1					
	Target 2016	2 within a Call										
	Baseline	0										
	▪ No. of people invited	0	0	0	0	172	46					
	Target 2016	40 per training										
	Baseline	0										
	▪ No. of participants	0	0	0	0	175	51					
	Target 2016	30 per training										
	Baseline	0										
	▪ No. of speakers	0	0	0	0	15	3					
	Target 2016	2 per training										
	Baseline	0										
	▪ No. of topics covered	0	0	0	0	4	6					
	Target 2016	2 per training										
	Baseline	0										
	▪ No. of documents distributed	0	0	0	0	175	51					
	Target 2016	30 per training										
	Baseline	0										
	▪ No. of completed questionnaires	0	0	0	0	26	33					
	Target 2016	30 per training										
	Baseline	0										

Attachments:

ANNEX I to the Annual Report 2012

The annex provides lists of completed* projects under the 1-st Call for Proposals and the financed projects under the 2nd Call for Proposals on Bulgaria - Turkey IPA Cross border programme CCI 2007CB16IPO008

ANNEX II to the Annual Report 2012

The annex provides summarized information of the internal examination of output and results indicators which are going to be achieved in result of project implementation under First and Second Call for proposals, performed by the MA.

ANNEX III to the Annual Report 2012

The annex encompasses a comprehensive list on communication and information activities during 2012.

Promotional materials

Programme web site

Programme trainings in 2012

Technical meetings and JMC meeting in 2012

Publicity/Media campaigns

Bulgaria-Turkey IPA Cross-border Programme events in 2012

Media

* *Projects with project activities completed and final reports approved*



ANNEX I List of completed* projects under the 1-st Call for Proposals on Bulgaria - Turkey IPA Cross border programme
Part A CCI 2007CB16IPO008-2009-1 (as of 30 December 2012)

No.	Project Reference №	Project Title	Lead Partner	Other Partners	Area of intervention	Duration (months)	Total value of the project (EUR)
1	2007CB16IPO008-2009-1-005	"INNOVATRANS – innovation transfer between people and enterprises for economic prosperity of the region Yambol – Babaeski"	Yambol Chamber of Commerce and Industry	Babaeski Trade Exchange	1.2.	12	88865,68
2	2007CB16IPO008-2009-1-006	THE CROSS-BORDER WOMEN WOLRD	EUROCLUB WOMEN	1. EDIRNE CHAMBER OF COMMERCE AND INDUSTRY; 2. YAMBOL CHAMBER OF COMMERCE AND INDUSTRY	1.1.	12	67983,68
3	2007CB16IPO008-2009-1-007	EURO FARMER - Prosperity trough contemporary and modern European agriculture in cross-border region	BABAESKI TRADE EXCHAGE	YAMBOL CHAMBER OF COMMERCE AND INDUSTRY	1.2.	12	98583,79
4	2007CB16IPO008-2009-1-009	"GATE 2 TOUR: Integral development of cultural-historical tourism in Yambol – Strandja – Edirne regions"	REGIONAL ADMINISTRATI ON – YAMBOL	Young Businessmen Association of Edirne	2.1.	12	98004,93
5	2007CB16IPO008-2009-1-010	Two differing practices - One joint purpose	Municipal School and Kindergarten Trustees in Bolyarovo municipality	1. Municipality of Kofçaz; 2. Bolyarovo municipality	1.1.	12	86571,05

* Projects with project activities completed and final reports approved



6	2007CB16IPO008-2009-1-012	Friendship across borders for a common European future	Municipality of Stambolovo	Municipality of Ahmetbey	1.3.	13	449076,22
7	2007CB16IPO008-2009-1-015	Stimulation of entrepreneurship in the Food and Drink sector of the BG-TR cross border area	Chamber of Commerce and Industry - Bourgas	Kirklareli Chamber of Commerce and Industry	1.2.	9	63940,84
8	2007CB16IPO008-2009-1-016	We are living our common culture	Atakoy Primary Educational School	High School Prof.Dr. Asen Zlatarov	2.1.	9	58000
9	2007CB16IPO008-2009-1-019	Strandja Mountain - To Learn and Protect It Together	Yenice Primary School	High School "Vasil Levski"	2.2.	12	60000
10	2007CB16IPO008-2009-1-022	Encouraging the eco-friendly business in the cross-border region Topolograd - Buyukkaristiran	"Topolovgrad" Non-Government Organization (CHЦ Тополовград)	Municipality of Buyukkaristiran	2.2.	12	99734,7
11	2007CB16IPO008-2009-1-026	2010 - New start for cross-border heritages' promotion	Union for providing of services to the villages, Kirklareli	District Administration Bourgas	2.1.	12	92000
12	2007CB16IPO008-2009-1-034	"Regional Bulgarian – Turkish Business Council "Trakya" – measure for increasing the economic competitiveness of the cross-border region Haskovo - Edirne	HASKOVO CHAMBER OF COMMERCE AND INDUSTRY (ХАСКОВСКА ТЪРГОВСКО-ПРОМИШЛЕНА ПАЛАТА)	Edirne Chamber of Commerce and Industry	1.2.	12	81968,42

13	2007CB16IPO008-2009-1-039	CROSS BORDER TOURISM INTEGRATION	EDIRNE CHAMBER OF COMMERCE AND INDUSTRY	BOURGAS REGIONAL TOURISM AGENCY	1.2.	12	84157,89
14	2007CB16IPO008-2009-1-041	"Journey through the rich cultural diversity of the border region Yambol-Edirne"	Municipality of Yambol	Secretariat General of Special Administration of Province in Edirne	2.1.	16	528370,89
15	2007CB16IPO008-2009-1-045	CAPACITY BUILDING FOR BORDER MUNICIPALITIES ABOUT STRATEGIC PLANNING	Union of Meric Municipalities	Regional Municipalities Association "Maritza"	1.1.	10	75056,86
16	2007CB16IPO008-2009-1-049	Cover History Without Boundary	Uzunkopru Municipality	1. Municipal Association of Small and Medium sized Business - Haskovo; 2. European Integration Agency	2.2.	12	99789,47
17	2007CB16IPO008-2009-1-051	South-Eastern European Network on Balkans-Cross-Border Region Bulgaria-Turkey	National Association of Small and Medium Business (NASMB) - branch Yambol	1. Municipality Luleburgaz; 2. LIAD Luleburgaz Businessman Company	1.2.	9	90694,74
18	2007CB16IPO008-2009-1-053	"Green Corridors" - promotion of cultural, natural and historical heritage in the border region of Burgas and Kirklareli	Municipality of Burgas	Municipality of Kirklareli	2.1.	12	98401,49
19	2007CB16IPO008-2009-1-054	"Mobile cross border agri-center for innovative practices, sustainable development and risks prevention"	Bourgas Chamber of Commerce and Industry	1. Agrounivers 2006 - Bourgag; 2. Kirklareli Chamber of Commerce and Industry;	1.2.	12	99542,11

				3. Headquarters Of The Kırklareli Chamber Of Agriculture			
20	2007CB16IPO008-2009-1-057	Common Culture Beyond Boundaries	Vize Municipality	Sredets Municipality	2.2.	12	99378,95
21	2007CB16IPO008-2009-1-066	Creating of Conditions of Relaxation, Sports and Tourism in Edirne and Elhovo	The Union of Edirne Province Centre and Villages Ministration	Municipality of Elhovo	2.1.	18	592294,63
22	2007CB16IPO008-2009-1-069	CRAFTS DEMONSTRATION CENTER IN NESSEBAR AND EDIRNE	NESSEBAR MUNICIPALITY	1. BOURGAS REGIONAL TOURIST ASSOCIATION; 2. Union of the Edirne Tradesmen and Craftsmen Chambers; 3. SECRETARIAT GENERAL TO SPECIAL ADMINISTRATION OF PROVINCE IN EDIRNE	1.3.	24	598878,42
23	2007CB16IPO008-2009-1-070	Equal employment opportunities	Alliance for regional and civil initiatives	Union of Merich Municipalities	1.1.	12	82081,05
24	2007CB16IPO008-2009-1-071	CROSS-BORDER EURO MARKET – CHANCE FOR BUSINESSMEN AND TRADERS	LİAD LÜLEBURGAZ BUSINESSMAN COMPANY	YAMBOL CHAMBER OF COMMERCE AND INDUSTRY	1.2.	12	78024,21

25	2007CB16IPO008-2009-1-073	TURKEY-BULGARIA CROSS-BORDER COOPERATION TO IMPROVE THE INFRASTRUCTURE OF VOCATIONAL & TECHNICAL EDUCATION	Luleburgaz Technical High School and Industrial Vocational High School	Professional High School of Mechanics and Electric Technology	1.3.	12	539257,89
26	2007CB16IPO008-2009-1-076	Strong, Knowing, Intelligent, Labouring and Leading Schoolfellows	Civic Association "Together for Svilengrad"	1. Language High School with teaching profile – Edirne; 2. Municipality of Svilengrad	1.1.	12	82457,75
27	2007CB16IPO008-2009-1-081	Improved Agriculture Improved Social Links	Municipality of Kircasalih	1. Municipal Association of Small and Middle Scale Business Haskovo; 2. European Integration agency	1.1.	12	99993,68
28	2007CB16IPO008-2009-1-082	Improving Trade Capacity of Uzunköprü and Haskovo Project	UZUNKÖPRÜ CHAMBER OF COMMERCE AND, EDİRNE	HASKOVO CHAMBER OF COMMERCE AND INDUSTRY	1.2.	9	41421,05
29	2007CB16IPO008-2009-1-084	Teenager Bridges	Uzunkopru Muzaffer Atasay Anatolian High School	GREENER BOURGAS FOUNDATION	1.1.	12	99421,05
30	2007CB16IPO008-2009-1-086	Improving Skills Towards Stronger Links	Uzunkopru Union of Milk Producers	1. Municipal Association of small and medium sized business-Haskovo; 2. European Integration agency	1.1.	12	97500
31	2007CB16IPO008-2009-1-087	"Turning the cross-border region Bulgaria - Turkey into an attractive tourist destination"	NGO "High tech business incubator" CHЦ "Високо технологичен	Trakya Development Association (TRAKAB)	2.2.	12	54949,47

			бизнес инкубатор"				
32	2007CB16IPO008-2009-1-088	MUTUAL AID KEEPS ENERGY	Neofit Rilski High-school (Гимназия "Неофит Рилски")	Edirne Vocational and Technical Education High School	1.1.	12	99444,97
33	2007CB16IPO008-2009-1-089	" Mathematics - Key of Good Neighbourhood "	"Nikola Yonkov Vaptsarov" High School	1. "Radical" Club at High School in Mathematics "Acad. N. Obreshkov" – the town of Burgas; 2. Pınarhisar Anatolian High School	1.1.	12	99415,74
34	2007CB16IPO008-2009-1-091	Improvement of quality of life in the cross-border region through promotion of environmental friendly agriculture	"EUROPE AND WE" ASSOCIATION	Pınarhisar Chamber of Agriculture	2.2.	12	98410,95
35	2007CB16IPO008-2009-1-095	Efficient, Sustainable and Ecological Practices in the Cross-Border Region	INSTITUTE FOR REGIONAL STRATEGIES	1. EUROPEAN INSTITUT FOUNDATION; 2. Producer of Dairy and Agriculture Products of Edirne Province Centre Association (ESUTUB)	2.2.	12	99987,9
36	2007CB16IPO008-2009-1-097	Sustainable agriculture development through capacity building and business promotion tools	Business Center - Elhovo	Ipsala District rice commission	1.2.	12	94380
37	2007CB16IPO008-2009-1-106	Consultacy Network for Business Support and Investment Promotion	Municipality of Mineralni Bani	Municipality of Suloglu	1.2.	12	99542,11
38	2007CB16IPO008-2009-1-110	Cross Border Youth Culture Programme	Spiritual Mirror Association - Branch Brodilovo	1. Democracy Primary School; 2. Vasil Levski Secondary School	1.1.	12	66132,63

ANNEX I List of financed projects under the 2nd Call for Proposals on Bulgaria - Turkey IPA Cross border programme
Part B CCI2007CB16IPO007-2011-2 (as of 30 December 2012)

No.	Project number	Title	Lead partner	Project partners	Budget	Duration /months
1.	2007CB16IPO008-2011-2-012	CB PHOTO FOCUS: The beauty of Yambol and Edirne through the eyes of photography	Regional Administration Yambol	PROVINCIAL DIRECTORATE OF CULTURE AND TOURISIM, Edirne	90050,75	12
2.	2007CB16IPO008-2011-2-014	Women Entrepreneurs Cross Border Cooperation – Together in business	Edirne Chamber of Certified Public Accountants	National Association of Small and Medium Business - Yambol Branch	105333,09	12
3.	2007CB16IPO008-2011-2-016	The sport - a model for reinforcement of social links in the cross-border region Burgas - Kirkclareli	Vasil Aporilov primary School	Ahmet Yener Primary School "Kladara" Foundation	115726,36	12
4.	2007CB16IPO008-2011-2-021	Food as a Mutual Cultural Heritage in Thrace Region	DAYKO-Foundation of Protection of the Natural Life	Tsarevo Municipality Vize Municipality	110388,34	12
5.	2007CB16IPO008-2011-2-033	Good partners - healthy future	Primary and Secondary School "Nikola Vaptzarov" Primorsko	Ataturk Primary School Municipality of Primorsko	424835,86	24
6.	2007CB16IPO008-2011-2-036	Economic eco energy strategy- economic development for energy and environmental prosperity	Yambol Chamber of Commerce and Industry	BABAESKI TRADE EXCHANGE	106089,68	12
7.	2007CB16IPO008-2011-2-040	LOOK AT THE FUTURE, SAVE THE HERITAGE	District Administration Burgas	Kirkalreli Culture and Tourism Directorate	149240	12

8.	2007CB16IPO008-2011-2-043	Clean energy for lighting in public places in Straldzha and Kavakli	Straldzha municipality	Kavakli Municipality	674908,42	14
9.	2007CB16IPO008-2011-2-045	MUTUAL INTERCHANGE OF NATION'S VALUES OF CULTURE AND ARTS	Luleburgas Culture arts and Sports Club Association	PROJECT MANAGEMENT INSTITUTE FOUNDATION	99039,58	12
10.	2007CB16IPO008-2011-2-056	A cleaner Future	Kirklareli The Union for Provision of Services to Villages	Municipality of Tsarevo	565 441,24	16
11.	2007CB16IPO008-2011-2-061	Learning in Honey Production	Union of Beekeepers, Pinarhisar	Municipality of Tsarevo	85 164,23	9
12.	2007CB16IPO008-2011-2-063	Joint Eco Forces of Small and Medium Enterprises of Cross-Border Region	Haskovo Chamber of Commerce and Industry	Uzunkopru Chamber of Commerce and Industry	109 402,11	12
13.	2007CB16IPO008-2011-2-066	Improving Fire and Rescue Operational Capacity for Disaster Response	Kirklareli Provincial Disaster and Emergency Management Directorate	Ministry of interior, Fire safety Directorate	695 910,89	24
14.	2007CB16IPO008-2011-2-078	Creation of a cultural network - consolidator of two neighbouring nations	Young Businessmen Association of Edirne	SOZOPOL FOUNDATION	138 715,79	12
15.	2007CB16IPO008-2011-2-088	Energy Friendly Rural Development	Local Action Group Tundja	Trakya Development Association (TRAKAB) Municipality of Tundja	69 680,84	12
16.	2007CB16IPO008-2011-2-089	Cross-border cooperation for capacity development in the field of archaeological heritage	Centre for Underwater Archaeology	Kirklareli Cultural Assets Association	127 309,77	12

17.	2007CB16IPO008-2011-2-094	Hand to Hand on the way to the traditions	Kirklareli municipality	Ruen Municipality	121 904,63	12
18.	2007CB16IPO008-2011-2-098	Active tourism in Strandja and Sakar	Business Center Elhovo	Edirne Nature Sports Club Association - EDOSK	144 626,74	12
19.	2007CB16IPO008-2011-2-101	Cross-Border Cultural Center for Children	Municipality of Sredets	MUNICIPALITY OF VIZE	799 379,47	24
20.	2007CB16IPO008-2011-2-108	Raising the sustainable and economic development of border municipalities through provision of accessible infrastructure and improvement of settlements	Municipality of Malko Tarnovo	Municipality of Alpullu	722 325,08	24
21.	2007CB16IPO008-2011-2-127	Preserving the Natural Heritage -a challenge beyond borders	Foundation Arbitra	Babaeski Municipality Reconstruction and Deveopment Union	124 330,32	12
22.	2007CB16IPO008-2011-2-140	Elaboration of A Detailed Project Design of The Cross Border Road Connection between The Villages of Malkoclar and Strandzha	Kofchaz Municipality	Bolyarovo Municipality	107 850,95	12

ANNEX II Examination of output and results indicators which are going to be achieved in result of project implementation under First and Second Call for proposals

The current analysis covers quantitative examination of the information concerning indicators, presented in the Application Forms of the approved for financing projects under First Call for proposals and those presented in the Application Forms of selected projects during the evaluation of the offers for the Second Call for proposals. In particular, the quantities of the outputs and results indicators provided by the applicants were compared to the relevant Programme ones, in order to assess the extent of achievement of all Programme's indicators (output and result indicators) after successful completion of the projects.

The table below presents the summarized data of the output and result indicators envisaged to be reached after successful implementation of the projects financed under the First and Second Call for proposals. During the examination, the information from the expected values of project output and result indicators was compared with the relevant Programme indicators – 2016 target values, accumulated with baseline. The percentage of the rate of achievement of each output and result indicator is arithmetically calculated between the expected and target quantities. During the examination, the elaborated by MA Methodology for output and result indicators was the ground for setting up the real achievement of programme indicators quantities.

As a result of the examination, it could be summarized that almost all output indicators could be gained after successful completion of projects under the First and Second Call for proposals.

It was found out that there are several output and result indicators, which significantly exceed the targets (over 100%), such as:

- Under Priority Axis 1(Sustainable Social & Economic Development) - Joint cooperation projects on development of skills and knowledge, Training places created, People participating in training, People with enhanced skills, Management and job-related training courses, Networking structures created/developed, People from vulnerable groups trained, Number of people to people collaboration projects, Number of people involved, Business and educational linkages created, Communities & institutions participating in knowledge economy, Access to and usage of new technology, SMEs involved/ addressed in CBC projects, New jobs created, Number of projects concerning common cultural heritage, Tourist destinations created/ developed, Tourist services created/ developed, Surrounding area of cultural spots improved, Institutions / bodies reached by programme activities, Awareness campaigns, Project environmental assessments, Increased number of social and cohesion links, Increased number of social and cohesion links, Number of Joint information services established, Increased cross-border movement of people and exchange of goods and services in the region.
- Under Priority Axis 2 (Improvement of the Quality of life): Environmental management plans, Networks for environmental and cultural/historical heritage protection and reasonable utilization of resources, Number of small-scale infrastructural projects concerning environmental and cultural heritage protection, Preliminary and detailed design works, Project environmental assessments, Number of awareness campaigns carried, Number of institutions involved in joint activities and exchange of know-how, Number of people reached by joint information and awareness campaigns, Decreased pollution in the region, Increased sustainable utilization of natural and historical/cultural resources, Increased attractiveness of the region based on preservation of natural resources and historical/cultural heritage.



PRIORITY AXIS	KEY AREA OF INTERVENTION	OUTPUT indicators						RESULT indicators							
		Description	Quantity					Achievement of the programme's indicators (in %)	Description	Quantity					Achievement of the programme's indicators (in %)
			Baseline 2003 - 2005	Target 2016	Programme indicators' target 2016 (accumulated with baseline)	Quant after 1st Call	Quant after 2nd Call			Baseline 2003 - 2005	Target 2016	Programme indicators' target 2016 (accumulated with baseline)	Quant after 1st Call	Quant after 2nd Call	
Sustainable Social & Economic Development	1.1. Improvement of the social development and social cohesion links	· Joint cooperation projects on development of skills and knowledge	7	15	22	20	8	127%	· Increased number of social and cohesion links	201	4%	209,04	198	22	105%
		· Training places created	1	4	5	48	9	1140%	· Improved environment for development of relationships across the border	50	4%	52	13	18	60%
		· People participating in training	905	500	1405	1116	417	109%							
		· People with enhanced skills	30	300	330	977	423	424%							
		· Management and job-related training courses	4	10	14	41	7	343%							
		· Networking structures created/developed	8	5	13	31	7	292%							
		· People from vulnerable groups trained	20	10	30	503	148	2170%							
		· Number of people to people collaboration projects	35	35	70	173	5	254%							
		· Number of institutions reached	644	250	894	192	110	34%							
		· Number of people involved	2148	700	2848	2586	1080	129%							
	1.2. Economy Competitiveness increasing	· Business and educational linkages created	9	20	29	254	153	1403%	· Number of Joint information services established	10	3	13	24	71	731%
		· Communities & institutions participating in knowledge economy	0	10	10	183	347	5300%	· Increased cross-border movement of people and exchange of goods and services in the region	9	2,50%	9,225	11	7	195%
		· Access to and usage of new technology	1	15	16	4	112	725%	· Increased common cultural capital	9	3%	9,27	1	2	32%
		· SMEs involved/ addressed in CBC projects	106	15	121	8274	545	7288%							
		· New jobs created	0	60	60	1121	71	1987%							
		· Number of projects concerning common cultural heritage	9	30	39	54	5	151%							
		· Tourist destinations created/ developed	0	15	15	52	0	347%							
		· Tourist services created/ developed	5	15	20	103	1	520%							
		· Surrounding area of cultural spots improved	0	10	10	14	0	140%							
		· Joint cultural events carried out	21	30	51	9	6	29%							
1.3. Infrastructural support for the improvement of the economic potential of the co-operation area	· Institutions / bodies reached by programme activities	25	500	525	279	818	209%								
	· Awareness campaigns	19	25	44	35	180	489%								
	· Number of small-scale infrastructural projects	5	15	20	7	12	95%	· Improved small-scale infrastructure	17	3%	17,51	10	3	74%	
	· Feasibility studies prepared	1	5	6	1	6	117%	· Projects actually applied	9	3%	9,27	4	5	97%	
Improvement of the Quality of Life	2.1: Protection of environment, nature and historical and cultural heritage	· Preliminary and detailed design works	6	10	16	4	6	63%							
		· Project environmental assessments	0	2	2	0	4	200%							
		· Number of joint environmental friendly projects	3	30	33	11	10	64%	· Decreased pollution in the region	5	2%	5,1	4	24	549%
		· Joint Eco-itineraries created/ developed	5	15	20	4	3	35%	· Increased attractiveness of the region based on preservation of natural resources and historical/cultural heritage	20	2%	20,4	12	17	142%
		· Partnerships for cases of natural disasters established	1	2	3	2	1	100%							
		· Environmental management plans	2	2	4	3	22	625%							
		· Networks for environmental and cultural/historical heritage protection and reasonable utilization of resources	12	6	18	18	13	172%							
		· Number of small-scale infrastructural projects concerning environmental and cultural heritage protection	3	15	18	18	18	200%							
	2.2: Capacity building for sustainable use of natural resources, cultural and historical heritage	· Feasibility studies prepared	8	5	13	6	6	92%							
		· Preliminary and detailed design works	1	10	11	8	18	236%							
		· Project environmental assessments	1	2	3	6	102	3600%							
		· Number of awareness campaigns carried	13	15	28	19	45	229%	· Increased sustainable utilisation of natural and historical/cultural resources	16	2%	16,32	7	47	331%
		· Number of institutions involved in joint activities and exchange of know-how;	13	30	43	198	129	760%							
		· Number of people reached by joint information and awareness campaigns	952	500	1452	13170	89400	7064%							



On one hand this overachievement can be explained by misunderstanding of some of the applicants about the essence of the indicators and the applicants' provisions of overestimating values. On the other hand, as a result of gaps in programming process resulted in lower target values and absence of clear baseline values

Despite the great number of output and result indicators, which could be reached and even exceeded after successful implementation of projects under the First and the Second Call for proposals, some of the output and result indicators may not reach the envisaged targets, namely:

- **Under Priority Axis 1** (Sustainable Social & Economic Development) - Number of institutions reached (34%), Joint cultural events carried out (29%), Number of small-scale infrastructural projects (95%), Preliminary and detailed design works (63), Improved environment for development of relationships across the border(60%), Increased common cultural capital (32%), Improved small-scale infrastructure(74%), Projects actually applied (97%);
- **Under Priority Axis 2** (Improvement of the Quality of life): Number of joint environmental friendly projects (64%), Joint Eco-itineraries created/ developed (35%), Feasibility studies prepared (92%).

Having in mind the possibility of accumulated technical mistakes by the applicants when determining the indicator's quantities, caused by misunderstanding in indicators essence and nature, it could be considered that deliverables under the projects financed within the First Call for proposals and the projects under Second Call for Proposals will closely achieve the 2016 target values.

As mentioned above, the current analysis is based on the information presented by the applicants in their application forms, which is not relevant enough ground for analyzing the state of achievement of Programme's output and result indicators, because of technical mistakes and misunderstanding among some of the applicants when preparing their application forms and stating unrealistic and overestimated target values. On the other hand the external Consultant who performs the on-going Programme evaluation will apply more reliable approaches for determination the exact achievement of all Programme output and result indicators. According to the adopted strategy and methodology, the Consultant will examine not only the data provided in the Application forms, but also the evaluation tasks will encompass depth interviews, site visits, analysis of the specific deliverables from the projects' implementation and others.

The clear picture of the state of achievement of all expected targets and outcomes, including Programme's output and result indicators, will be given by the external Consultant. The final conclusions of the evaluation and specific recommendations for improvement will be formulated in the Consultant's Interim and Final reports.

Findings from the analysis

As a result of the analysis set out above, the following conclusions were made:

- Almost all output and result indicators could be gained after successful completion of projects under the First and Second Call for proposals;
- The rate of achievement of most of output and result indicators significantly exceeds the Programme targets 2016 (over 100%). This overachievement could be either due to misunderstanding by



the applicants about essence of the indicators, or as a result of lower targets of the Programme's output and results indicators (as per Programme document). It should be noted that the quantities for output and result indicators of the selected projects under the Second Call for proposals are much more realistic and achievable. This effect can be explained by the elaborated [Methodology of Programme Output and Result Indicators Assessment](#) which was published on the Programme web-page. The Methodology gives useful and practical information on Programme indicators - their core meaning and possible ways to measure their achievement. On the other hand, the less misunderstanding among applicants under the Second Call for proposals could be explained by the experience gained after implementation of projects under the First Call, because some of the applicants are the same who applied for the Second Call for proposals.

➤ For some of the **output indicators** the achievement of the target values is below 100 %. The lowest level of achievement of the output indicators (20%) is observed in the 2.1 Key area of intervention Protection of environment, nature and historical and cultural heritage – “Joint Eco-itineraries created/ developed”. The reason for these low achievements could be explained on one hand by the higher targets/higher baseline values, that are set up at programming stage and from the other hand with the few number of applications received for the above specific key areas of intervention (mostly under measures 1.2 and 1.3). For that reasons there is a possible risk for non-achievement of all 2016 targets concerns the abovementioned output indicators. At the same time it should be underlined once again that the current analysis is based on information provided by the applicants in their application forms, which is not very reliable source of information. Misunderstanding by some of the applicants for the essence/core of programme indicators may cause technical mistakes and inaccuracies when preparing their application forms. However, the lower results could be determined as a risk on Programme level - risk of non-fulfillment of the goals of the Programme and mitigation measures should be addressed. Possible mitigation actions could be focused on providing successful implementation of all projects under both priority axes. The exact snapshot of the real achieved programme output and result indicators will be available after examination by the external Consultant for on-going Programme evaluation. If the risk of non-fulfillment of all Programme targets still exists, mitigation measures should be formulated by the Consultant. On the other hand the possible risk should be taken into account in the future when setting programme indicators for the next programming period 2014-2020.

➤ With regard to the **result indicators**, except for the indicator “Increased common cultural capital” (32%), within Key area 1.2. “Economy competitiveness increasing”, for all other result indicators (under both priority axes) the achievement in percentage is over 50% of the expected targets 2016. Significant overachievement is detected for some of the result indicators, mostly under Priority axis 1. As an example could be given the result indicator “Number of Joint information services established” within Key area of intervention 1.2 “Economy competitiveness increasing”. The reasons for such results could be explained by the low targets that are set up and the large number of applications received.

In general it could be summarized that almost all output and result indicators will be gained after successful completion of projects under the First and Second Call for proposals. Simultaneously, on the basis of the examination performed, it should be taken into account the possibility of non-fulfillment of target values for some of the programme's output and result indicators listed above. In that connection it should be underlined that due to the nature of information analyzed (provided by project applicants in their application



forms), possible technical mistakes and inaccurate conclusions is likely to be outlined. More precise and reliable examination of the state of achievement of all Programme output and result indicators will be given by the external Consultant, who will perform on-going evaluation of the Programme.

Recommendations

➤ Continuous support and assistance to the beneficiaries, selected under the First and Second Call for proposals for achieving all objectives of the Programme. Special attention should be paid to the project proposals under Measure 2.1 “Protection of environment, nature and historical and cultural heritage” of Priority axis 2. The different approaches for increasing the number of project proposals under this measure could be followed. For example, the information campaign during the application stage to be focused on the opportunities and specific requirements for the project proposals under key area of interventions 2.1, as well as the scope and the content of the trainings sessions to the potential applicants to be improved, in order to be received good quality project proposals under each priority axes/key area of intervention. Such actions are important and needed in connection with the achievement of the main targets set in the “Europe 2020” Strategy for sustainable growth. The future Bulgaria – Turkey IPA Cross-Border Programme has the potential to support the European sustainable development policies on the basis of cross-border cooperation.

➤ Since the programme indicators are vital to the efficient and effective implementation of the Programme, achievable and measurable indicators should be chosen. The analysis of the real achievement of the output and result indicators within the programme implementation should give feedback about the actual scope of the outcomes and about the effect they have had on achieving the objectives of the programme.

➤ Special attention was addressed to the beneficiaries during the information campaigns concerning the methods for identification, quantification and measuring of envisaged output and result indicators. Third Call for proposals was announced in the beginning of 2013 in order all set programme indicators to be achieved.

➤ Performance of Risk assessment in every three months in order to take timely and adequate measures to mitigate and overcome any shortcomings.

➤ Following the EC document “Outcome Indicators and Targets – Towards a new system of monitoring and evaluation in EU Cohesion Policy” and the findings from the current examination, it is strongly recommended the outcome (result) targets for the next programming period 2014-2020, to be explicitly linked to the regional policies for sustainable development undertaken and to the outcomes from the projects undertaken within current programming period. On the other hand the Programme indicators for the next programming period, as well as the expected targets should be timed-bound and based on rigorous analytical examination of cross-border needs and challenges. Previous experience and benchmarks, as well as the shortcomings in implementation stage, should be taken into account in defining the expected target values and baseline.



ANNEX III Promotional materials, Programme web site, Programme trainings in 2012, Technical meetings and JMC meeting in 2012, Publicity/Media campaigns
Promotional materials 2012

Joint Technical Secretariat prepared the tender dossier for the tender procedure for elaboration, preparation and delivery of promotional materials. A service contract was signed with the company “Maus Print” on June 1st, 2012. All the promotional materials are properly branded with some or all the Programme visibility elements, depending on their type and the available branding space. Based on the above mentioned contract the following materials were produced and delivered:

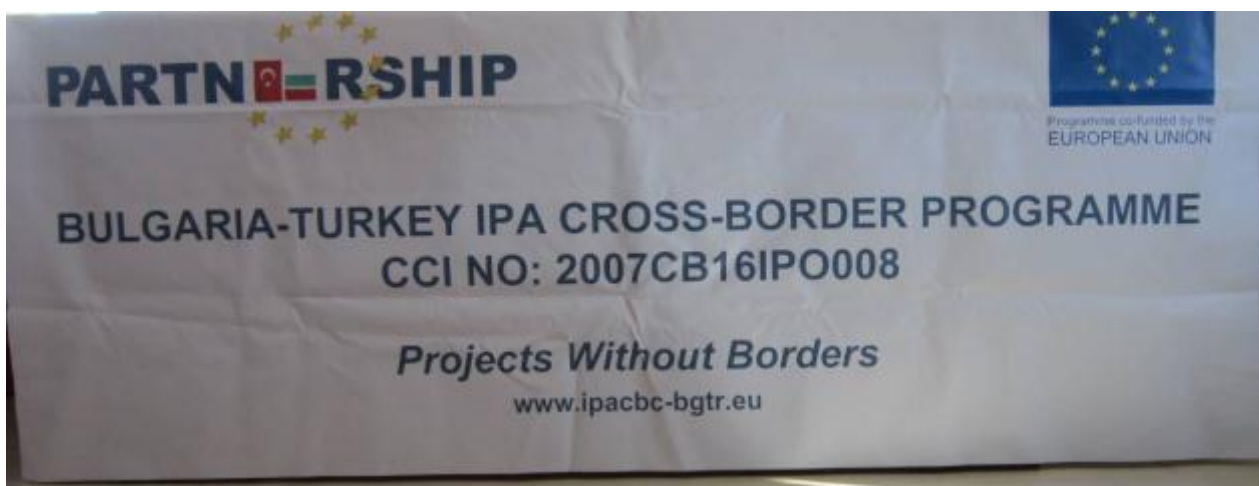
Materials	Number
Leaflets (<i>containing the basic Programme information</i>)	400 in English, 300 in Bulgarian and 300 in Turkish language
Brochures	1000 in English language
Flyers	400 in English, 300 in Bulgarian and 300 in Turkish language
Business cards (<i>for the JTS team members and the MA/NA representatives</i>)	2000 in English-Bulgarian
Folders and binders	1000 laminated cardboard folders with elastic cord; 1000 standard cardboard folders with folded pockets; 400 binders;
Calendars and maps	200 Table calendars; 100 Wall calendars; 1000 pocket calendars; 10 large maps of the cross-border region and 200 folder hand map of the cross-border region;
Flipcharts and banners	2 flipcharts with 200 flipchart sheets; 2 one-sided “quick” banners and 2 table “skirt” banners;
Notebooks, Agenda organizers, Envelopes, Table flags	750 notebooks with spiral binding; 200 agenda organizers; 1000 envelopes and 100 post-it note cubes; 3 sets of small table flags (Bulgarian, Turkish and EU flags) on a stand;
Pens, USB-s, Bags T-shirts and coffee mugs	1000 plastic pens and 200 metal pens with Programme logo; 100 USB-s (4 GB) and 20 USB-s (16 GB) with Programme name and EU flag; 200 conference bags 100 T-shirts (various sizes) and 300 coffee mugs.
Roller blinds Name plates Stickers	8 roller blinds 5 name plates for a room and 1 name plate for the entrance of the building; 8 directional signs and metal mail box; Door stickers and 500 PVC Stickers(with Programme and EU logo)

The examples of the promotional materials are available in the JTS office.

The materials have been used for the promotion of the Programme in the eligible regions. They have been distributed during the various occasions in both Turkey and Bulgaria (Info days, JMC meetings, technical meetings, training seminars etc.) to the programme implementation stakeholders, potential applicants, beneficiaries and the general public.

All the materials correspond to the Visual Identity Guidelines (VIG) issued by the JTS in 2011, as well as to the “Communication and Visibility Manual for European Union External Actions”, published by the European Commission:

http://ec.europa.eu/europeaid/work/visibility/index_en.htm





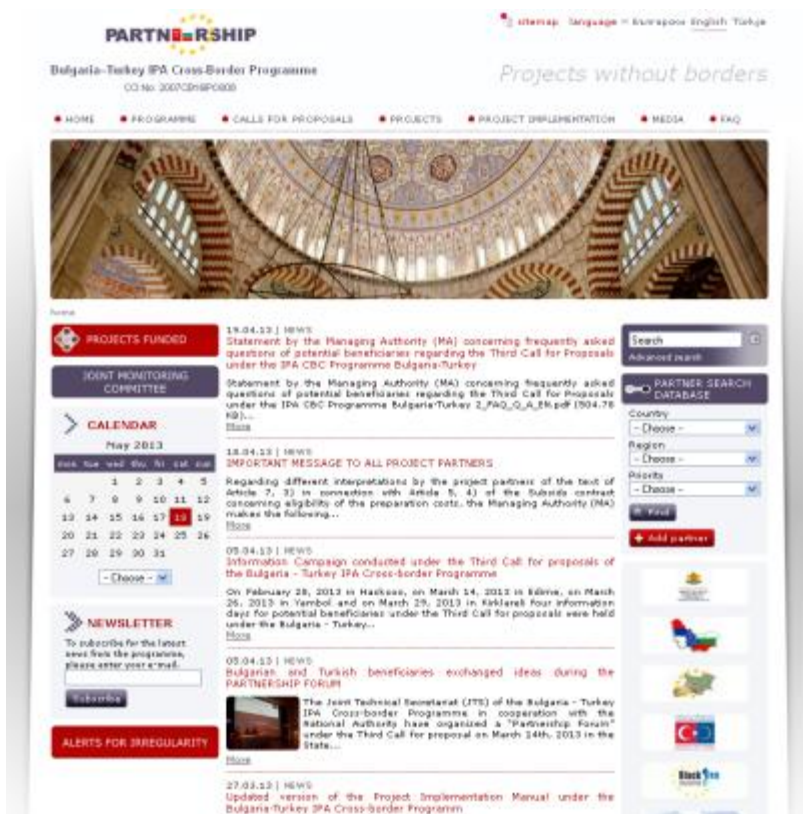
Programme website - 2012

The official Programme website was effectively released in the end of August 2009. The address of the website is:

<http://www.ipacbc-bgtr.eu/>

The website includes comprehensive information on the Programme and its Priority axes, accompanied by all documents concerning Programme implementation. The website has been regularly updated with relevant Programme information (events, news, documentation etc.). The website also includes a tool for partners search with project partner database and thus facilitates the integration among actors and promoting joint activities and ideas.

During 2012 the website was one of the main publicity tools used to promote the Programme and disseminate the relevant information published in Bulgarian, English and Turkish language simultaneously. The “News” section is particularly useful for both general public and the potential beneficiaries since it is continuously updated with information on all relevant events, trainings, info-days, and news in general.



The “News” section and overview of the Programme web-site.

In order to ensure broad publicity, information on the Programme has been also disseminated through regional and national websites as well as on the websites at the European level:

www.mrrb.government.bg - Bulgarian Ministry of Regional Development and Public Works (Management Authority),

www.eufunds.bg – EU Structural Funds website,

www.ab.gov.tr – Ministry for European Union Affairs, Republic of Turkey (National Authority).

Statistical data provided below clearly shows that the website activity has increased significantly in 2012 compared to 2011, 2010 and 2009. As it's seen from the table below the unique website visits for 2012 are 38 190, compared to the 13 726 for 2011. There is an increase of nearly 279%. The number of total visits of course is bigger - 45 387. The monthly picture of visits shows that its peak has been reached in January 2012 with the extension of the deadline for submission of project proposals under the Second Call with 5 545 unique website visits. The interest of beneficiaries also increased in July 2012 with the start of the pre-contracting activities for the Second Call for Proposals.

For all of the planned website activities the planned values were exceeded. This goes especially for the number of unique visits 38 times, the number of e-mails received through website contact details – more than 10 times and the number of requests for partnership in the website nearly 12 times.

Number of visits to the Bulgaria-Turkey IPA Cross-border Programme website on yearly basis:

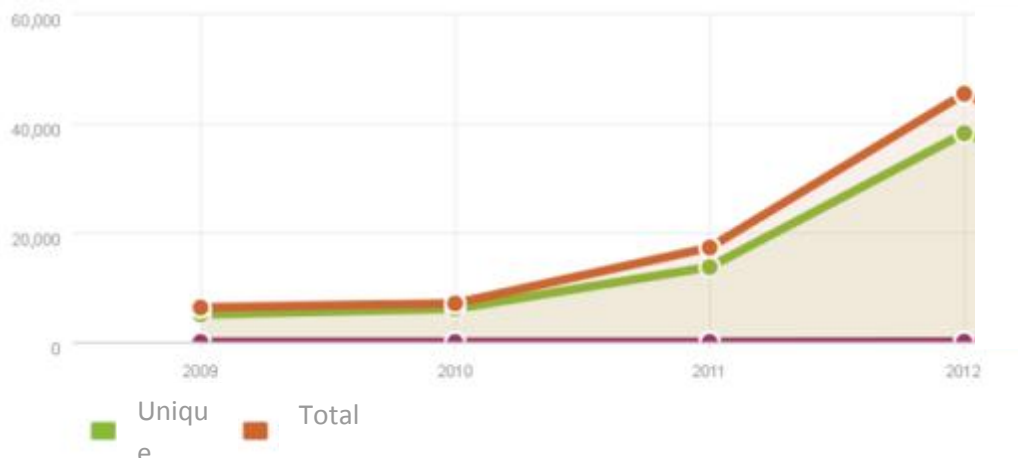
Year	Total Visits	Unique visits
2012	45 387	38 190
2011	17 278	13 726
2010	7 071	6 096
2009	6 330	5 053

Number of visits to the Bulgaria-Turkey IPA Cross-border Programme website on monthly basis from the launching of the web-site until the end of 2012:

Month	Year 2009	Year 2010	Year 2011	Year 2012
January	0	527	747	6 817
February	0	470	627	4 096
March	0	589	1 144	4 426
April	0	506	1 289	3 589
May	0	420	1 323	4 457
June	0	485	1 564	3 076
July	0	611	2 487	4 938
August	0	586	2 229	3 578
September	200	575	4 173	3 195
October	1 797	788	4 210	2 407
November	2 332	723	7 761	2 112
December	2 001	791	5 892	2 696

The significant increase in the number of visits to the Programme website indicates that the promotion of the Programme has been very effective during 2012 and that the Programme attracts much greater public attention than in the previous years. The very high number of visits to the website can be partially explained by the fact that the Second Call for proposals was open until mid-January 2012 and all the relevant information concerning the evaluation was regularly published on the website in three languages and Programme's website address was advised to be visited for relevant stakeholders in every information and training activity.

Increase in the number of visits to the Bulgaria-Turkey IPA Cross-border Programme website during the period 2009 – 2012



Detailed statistics concerning the number of visits to the Programme website can be found here:

<http://www.tyxo.bg/d/85129/daily>

Although the initial Programme website proved to be a valuable Programme communication and promotion tool, it was improved in terms of functionality and design. Following an official procurement procedure, the company “Strategma Agency” has been selected as a provider of services for improvement of the Programme website and the MIS system.

Initial Programme website



Updated Programme website



The development and launching of the improved version of Programme website was carried out during several months and the JTS communication officer drafted a new user-friendly version of the sitemap structure which allows the users to find the necessary information more easily. The improved version of the Programme website was launched in November 2012 and all the beneficiaries have been notified via e-mail about the change and new website features.

The main improvements to the Programme website are as follows:

1. The **slideshow banner** - displaying images from the cross-border region on top of each page currently viewed.
2. The new **“Projects funded” section** which can be accessed by clicking on a button located on the upper left side of the website. The section contains an **interactive map** of the cross-border region, showing the number and types of projects implemented in the selected region/s.

Project ID	Acronym	Project title	Leading partner
2007CB16IPO008-2009-1-009		"GATE 2 TOUR: Integral development of cultural-historical tourism in Yambol - Strandzha - Edirne regions"	REGIONAL ADMINISTRATION - YAMBOL (Областна администрация - Ямбол)
2007CB16IPO008-2009-1-110		Cross Border Youth Culture Programme	Spirital Mirar Association - Branch Bradiovo
2007CB16IPO008-2009-1-019		Strandzha Mountain - To Learn and Protect It Together	Yenice Primary School
2007CB16IPO008-2009-1-054		"Mobile cross border agri-center for innovative practices, sustainable development and risks prevention"	Burgas Chamber of Commerce and Industry
2007CB16IPO008-2009-1-056		Strandzha-Yildiz Mountain: Development of Small-scale Infrastructure for Protection of Natural and Cultural Heritage in the CBC Area	Municipality of Sredets

Projects Funded section with an interactive map of the cross-border region

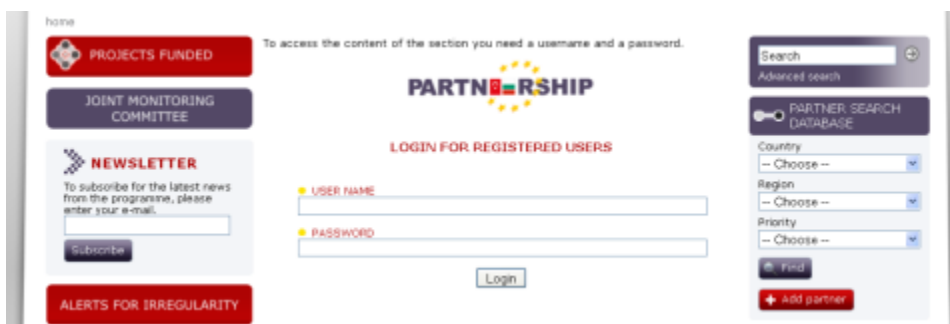
3. **Calendar of events section** is always visible on the left side of the website and it contains notifications about all the Programme related events such as the Information days, workshops, and JMC meetings. Also, the Calendar of events may display information about any relevant project event. The beneficiaries can notify by e-mail the JTS communication officer about any significant project event that could be of interest to the general public such as project conferences, training events, festivals, etc. The communication officer can then highlight the day of the project event in the calendar and the title of the event as well as the start and end dates will be displayed below the calendar (see example below).

Calendar of events



4. The new “Joint Monitoring Committee” section on the Programme website is a very useful tool which allows to all the JMC members a quick and easy access to all the written procedure documents. The access to the section is restricted and each JMC member has to login using his/her own unique user name and password in order to see the available documents. The section is particularly useful for approval of documents which take up a lot of memory space and cannot be sent out to the JMC members via e-mail.


Joint Monitoring Committee section



5. Photo gallery is also available in the Programme website, as sub-menu sections within the MEDIA section. The Photo gallery section contains not only the photos uploaded but also the short news description for each album available. There are currently two albums available in the Photo gallery

section containing pictures from successful projects under the First Call for proposals. Photos are organized according to the priority axes.

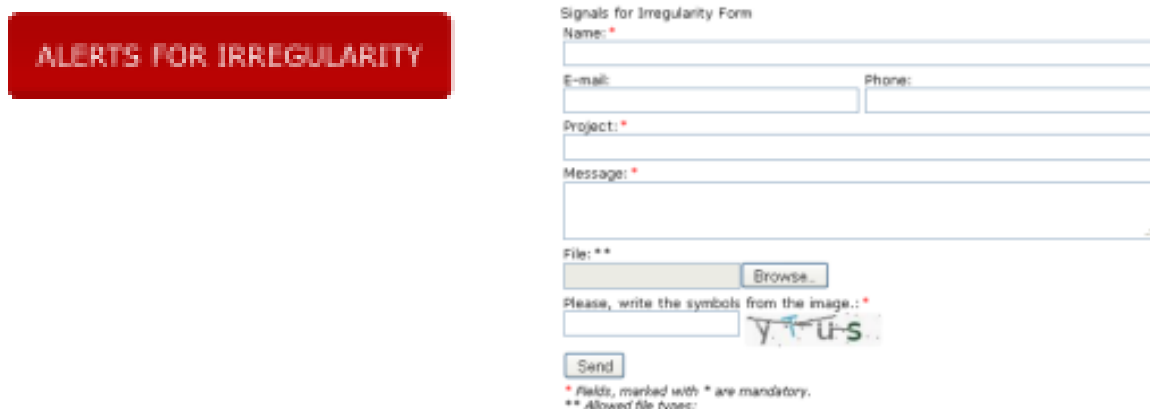
Project photos section



6. The “Newsletter” section is another new addition to the Programme website which not only provides the most recent valuable information but also allows visitor to register for regular e-mail updates whenever there is new content on the website. In order to register for new announcements the visitor needs only to submit and confirm his/her e-mail address.

7. The “Alerts for irregularities” section is easily accessible by only one click on the “Alerts for irregularities” button. The button is integrated in the main website menu and is always visible on the left side of the screen no matter which page of the website the user is viewing. The section contains the basic information about the purpose of the section and the way in which the visitors can report suspected irregularities. The form for reporting irregularities is directly available on the same page and any reports submitted are directly sent to the “irregularities” officers of the Programme. No other person, including the website administrator has access to the irregularities reports submitted.

Alert for Irregularity button and submission form:



ALERTS FOR IRREGULARITY

Signals for Irregularity Form

Name: *

E-mail: Phone:

Project: *

Message: *

File: **

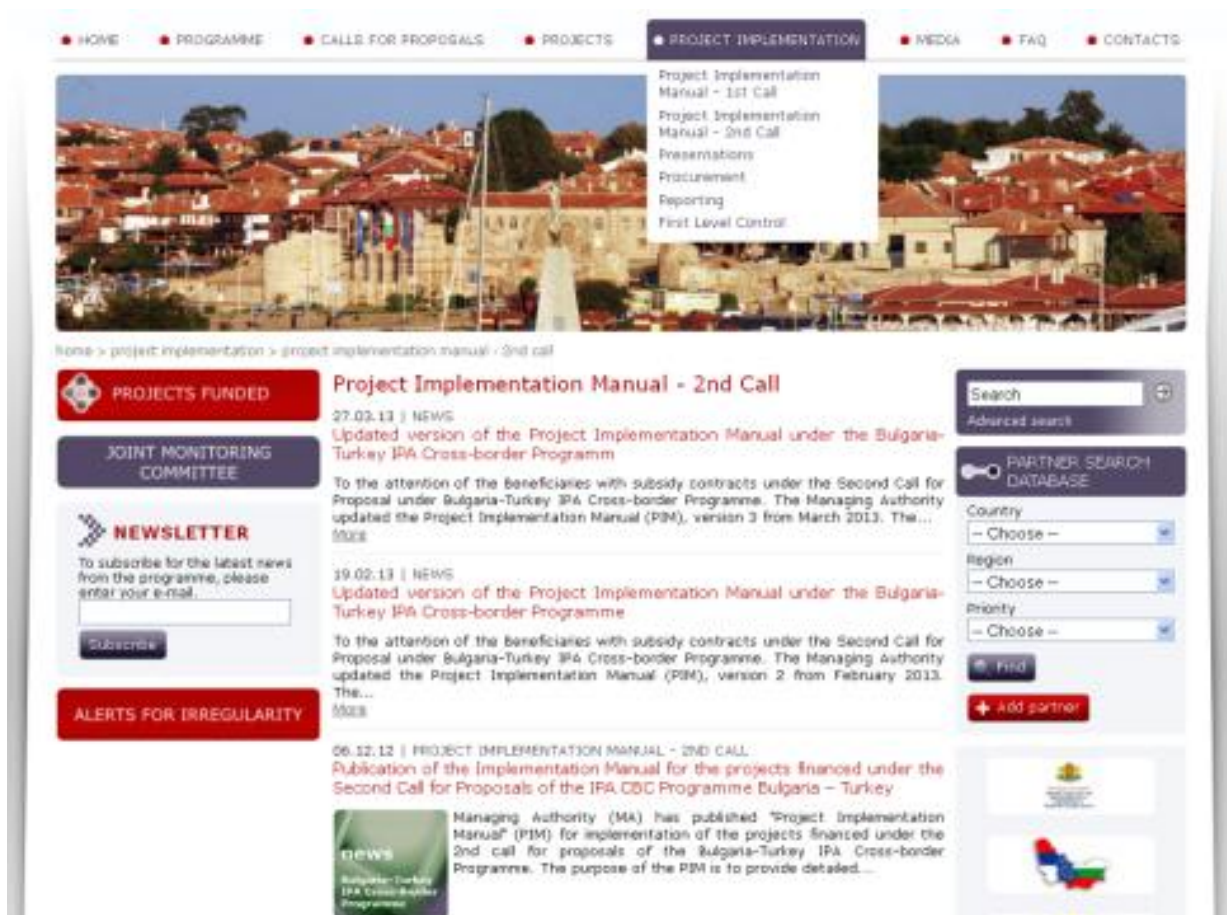
Please, write the symbols from the image.: *

y t u s

* Fields, marked with * are mandatory.
** Allowed file types:

8. “Frequently asked questions” section is easily accessible from the main website menu. The section is divided into three sub-sections: “General questions”, “Project preparation” and “Project implementation” in order to allow the visitors to find more easily the answers about the concrete questions they have.

9. The “Project implementation” section in the main menu was introduced. It replaced section “Other documents” in the old website and intends to systemize more clearly the documents used for project implementation. “Project implementation” menu has so far 6 sub-menus “Project implementation manual – 1-st Call”, “Project implementation manual – 2-nd Call”, “Presentations”, “Procurement”, “Reporting” and “First Level Control”. Each of the sub-menus provides the final version of programme documents together with previous versions.



Programme trainings in 2012

The Joint Technical Secretariat, in cooperation with the Managing Authority, had organized the Official Ceremony for award of subsidy contracts and training of the Bulgarian partners under the Second Call for proposal. The Official Ceremony was held in Haskovo on December 14th, 2012. The first training seminar for the Bulgarian partners was held in Haskovo, immediately after the Contract Awarding Ceremony and was attended by 51 representatives of 23 different partners. This seminar was focused on the project implementation under the programme, in particular, and on the basic principles of project implementation under IPA Cross-Border Programmes. The content of the seminar reflected the structure of the Project Implementation Manual for beneficiaries under Bulgaria – Turkey IPA Cross-Border Programme and followed the main points in the project implementation cycle.

The Joint Technical Secretariat conducted an anonymous survey among the participants of the training event in Haskovo in order to assess their quality. In total 21 (on average nearly one questionnaire per project) individual questionnaires have been filled and submitted by the participants and the JTS experts reviewed the results. Overall, the participants have been very satisfied with the quality of the training, especially with the covered topics, the quality of the presentations and the practical examples given. The photos from these events can be seen below.



Official Ceremony



Training in Haskovo



Technical meetings and JMC meeting in 2012

Three joint technical meetings were organized with representatives from the Managing Authority, the National Authority (NA) and the JTS:

The first Technical Meeting was held in the town of **Haskovo (Bulgaria)** on **March 1st, 2012**. During the meeting the representatives of MA, NA and JTS discussed the following issues:

- Project implementation issues;
- JTS and JTS antenna issues;
- Programme issues.

On **July 12th, 2012** a second Technical Meeting was organised in the village of **Igneada/Kırklareli (Turkey)** for the discussion on the following topics:

- Pre-contracting visits and budget negotiations under the 2nd Call for Proposals;
- Issues about assessment procedure of projects;
- The problems encountered during the process of FLC;
- TA budget revision of NA and 2010-2011 verifications;
- Finalization of Chapter 13 Deliberated to Irregularities;
- Timing for the onset of the working on the next programming period;
- The necessary controls before the contracting of projects;
- Proposals for modification of the subsidy contract;
- Monitoring of the projects under the First Call for Proposals;
- Preparation and launching of the Third Call for proposals;
- The need for JMC decision for the Accountants to be recruited by more than two projects, implemented by Turkish partners.



On **November 21st, 2012** a third Technical Meeting was held in the town of **Haskovo (Bulgaria)** with the following issues discussed:

- Third Call for Proposals;
- Second Call for proposals;
- General issues.



The Joint Technical Secretariat, in cooperation with the Managing Authority and the National Authority, had organized a **Joint Monitoring Committee (JMC) meeting**. It took place on July 13th, 2012 in the village of Igneada, Republic of Turkey and was co-chaired by **Mr. M. Sureyya Suner**, Director of Financial Cooperation Directorate at the Ministry for EU Affairs of Turkey and **Mr. Nikolay Nankov**, Deputy Minister of the Ministry of Regional Development and Public Works of the Republic of Bulgaria and Head of the MA. The Joint Monitoring Committee members have discussed the results of the evaluation of the projects under the Second call for proposals and approved the final list of projects (including a reserve list) for financing from the Programme funds for the total amount of 14 022 923 Euro.



<http://www.blitz.bg/news/article/170791>

http://dariknews.bg/view_article.php?article_id=1010866

<http://www.24chasa.bg/Article.asp?ArticleId=1676063>

www.haskovo.net/news/118664/

Publicity/Media campaign

The Joint Technical Secretariat of the Bulgaria-Turkey IPA Cross-border Programme has continued to be actively involved in a variety of promotional and visibility activities during the year 2012. JTS's experts continuously supported the beneficiaries under the First Call for proposals in the efforts to implement and promote their respective projects. The Programme promotional and visibility activities during 2012 can be best analysed by looking at the following specific categories: "Events" and "Mass media". The "Mass media" section is further sub-categorized into following four sections: "Newspapers", "Radio", "Television" and "Internet". All the recordings of the audio and video materials collected as well as the original newspaper publications are available at the JTS main office premises.

Visual Identity Guidelines (VIG)

VIG was issued by the JTS in 2011 and kept being a very useful tool for the beneficiaries in terms of obeying the visualisation rules of the programme and easing them in the process of preparing their promotional materials.



Events

The “Europe for us” second annual conference and exhibition took place in Sofia, in front of the National Palace of Culture, from the 16th until the 18th of June 2012. The purpose of the exhibition was to present European funded programmes and projects to the general public. The JTS took an active part in the exhibition, promoting the Programme with a specially prepared PowerPoint presentation, by giving away the promotional materials such as brochures and leaflets and by answering the questions from the public and the journalists.



The “Europe for us”



The Annual Coordination Meeting of the European Information networks in Bulgaria took place from the 4th until the 6th of July 2012 in Plovdiv, Bulgaria. The conference was organized by the European Commission representation in Bulgaria and the general topic of the conference was “Communicating Europe Together – challenges and opportunities”. The event was an excellent opportunity for promotion of the Programme in general but also for exchanging experiences and best practices with the other communication experts.



European Cooperation Day (ECD) was celebrated across Europe and in neighbouring countries for the first time ever on September 21st, 2012. The aim of the campaign which was coordinated by the INTERACT Programme in association with the European Commission, and supported by the Committee of the Regions and the European Parliament, was to celebrate the achievements of cooperation between European regions and countries.

On the 15th of September 2012, **Mrs Maria Duzova**, director general of the Directorate General “Territorial Cooperation Management” at the Bulgarian Ministry of Regional Development and Public Works (Managing Authority), participated in a radio interview with the Bulgarian “**Evranel**” radio. The interview was focused on the “European Cooperation Day 2012” celebrations in Bulgaria organized by the IPA cross-border Programmes, including the Bulgaria-Turkey IPA Cross-border Programme. Mrs Maria Duzova used the opportunity to promote the cross-border Programmes in general and explained the nature of projects implemented under the Programmes. “Evranel” radio is under patronage of the “Bulgarian National Radio” network and is part of the initiative by the European Commission to promote the radio stations and programmes that are relevant for promotion of the EU financed Programmes and projects.

The local events under the Bulgaria-Turkey IPA Cross-border Programme took place in both countries and were aimed at a broad audience including citizens and general public in the cross-border region with active youth participation to the street events and the media participation to the site visits to the projects funded under the Programme. The Joint Technical Secretariat (Haskovo) of the Bulgaria-Turkey IPA Cross-border

Programme organized local events on September 21st, 2012 for ECD, namely an “Award Ceremony of the Photography Contest –Sharing Borders-Growing Closer” in the town of Edirne, (Turkey) and the “Photo Exhibition - Projects without Borders” at the border crossing (Kapikule Border Gate) on the same date.

The winners in the photo contest were awarded by Mr **Milen Obretenov**, *Head of "Monitoring, evaluation and programming" Department, Ministry of Regional Development and Public Work.*



Award Ceremony of the Photography Contest, 21st of September, 2012, Edirne -Turkey



European Cooperation Day 2012, 21st of September, Edirne - Turkey



Photo Exhibition - Projects without Borders - 21st of September, 2012, Kapikule Border Gate -Turkey



European Cooperation Day 2012, 21st of September, Haskovo - Bulgaria

Media

- **Internet and newspapers**

In addition to the promotion through the Programme website and the websites of the official institutions directly related to the Programme, both the Programme and the projects funded received a good deal of online media attention. In order to reach even broader audience, JTS Communication officer regularly prepares and sends out specific Programme press-releases in all the three languages to the representatives of local and regional media. Furthermore, the JTS encourages the Programme beneficiaries to promote the Programme and the respective projects by using the websites and social media pages of the project partners. Some of the beneficiaries have created project specific websites which are of great use to the general population for learning more about the Programme and project results. During 2012, popular national and local media from both countries such as “24 chasa”, “Dariknews”, “Blitz”, “Haskovo.net”, “Aida TV”, “Bulgarian National radio” and “Darik radio” published materials connected with the programme. HTML, PDF and screenshot records of project websites and the articles published are available at the JTS premises.



<http://www.blitz.bg/news/article/170791>

http://dariknews.bg/view_article.php?article_id=1010866

<http://www.24chasa.bg/Article.asp?ArticleId=1676063>

www.haskovo.net/news/118664/

- **Radio and Television**

As a part of the media campaign promoting the celebration of the “European Cooperation Day 2012”, a Press Conference for ECD was conducted in the town of Edirne (Republic of Turkey) following the Award Ceremony attended by press members from both countries, including a representative of the Bulgarian National Radio, who took interviews from the representatives of the MA and NA.

Some beneficiaries under the First Call for proposals used local TV, radio and newspapers for promotion of their respective projects during 2012, but as they are not a direct result of the implementation of the Communication and Information Plan of the JTS for the year 2012, we are not going to list them.