

ANNUAL IMPLEMENTATION REPORT

of

BULGARIA - TURKEY

IPA CROSS-BORDER PROGRAMME

CCI No. 2007CB16IPO008

2013



Republic of Bulgaria

ANNUAL IMPLEMENTATION REPORT 2013

Bulgaria - Turkey IPA Cross-border Programme CCI No. 2007CB16IPO008



TABLE OF CONTENTS

| | |
|---|----|
| PREFACE..... | 4 |
| 1. Identification | 5 |
| Indicative table of the Programme..... | 5 |
| 2. Overview of the implementation of the Programme | 6 |
| 2.2. Information about compliance with Community law | 21 |
| 2.3. Significant problems encountered and measures taken to overcome them..... | 21 |
| 2.4. Changes in the context of the Programme implementation (if relevant)..... | 22 |
| 2.5. Complementarity with other instruments | 22 |
| 2.6. Monitoring arrangements | 24 |
| 2.7. National performance reserve (where applicable and only for the annual implementation report submitted for 2010) | 36 |
| 3. Implementation by priority..... | 37 |
| 3.1. Priority Axis 1 “Sustainable Social & Economic Development”..... | 37 |
| 3.2. Priority Axis 2 “Improvement of the quality of life”..... | 43 |
| 4. Major projects (if applicable)..... | 47 |
| 5. Technical Assistance | 48 |
| 6. Information and publicity..... | 51 |
| ANNEXES..... | 64 |

PREFACE

This report is elaborated in accordance with provisions of Article 112 of Commission Regulation (EC) No 718/2007 of 12 June 2007 implementing Council Regulation (EC) No 1085/2006 establishing an Instrument for Pre-accession Assistance (IPA). The Annual report (2013) on the implementation of the Bulgaria-Turkey IPA Cross-border Programme (2007-2013) encompasses information related to progress in Programme implementation, achievements measured by relevant indicators at the level of priority axis, financial implementation, monitoring and evaluation, summary of significant problems encountered and measures taken to resolve the respective problems, issues related to technical assistance, measures taken to provide information and publicity, to be transparent and to facilitate stakeholders as well as to make activities more visible, etc.

1. Identification

INDICATIVE TABLE OF THE PROGRAMME

| | | |
|--|---|--|
| Community Instrument | Instrument for Pre-Accession Assistance (IPA) Component II "Cross-Border Cooperation" | |
| Area of intervention | On the Bulgarian side - Burgas district (13 municipalities); - Yambol district (5 municipalities) and - Haskovo district (11 municipalities) | On the Turkish side - province Edirne and - province Kırklareli |
| Denomination of the Programme | Bulgaria – Turkey IPA Cross-Border Programme | |
| Number CCI | 2007CB16IPO008 | |
| Period of Programming: | 2007 – 2013 (Reg. EC 718/2007 as amended by Reg. EC 80/2010) | |
| Decisions of the European Commission | Approved with: Dec. EC n° C(2007) 6477 of 20/12/2007 Amended with: Dec. EC n° C(2010) 3777 of 22/06/2010 Dec. EC n° C (2012) 4940 of 13/07/2012 Dec. EC n° C (2012) 8372 of 16/11/2012 | |
| Duration of Programme | 01/01/2007 – 31/12/2013 | |
| Reporting year | 01/01/2013 – 31/12/2013 | |
| Prepared by | Elaborated jointly between the Ministry of Regional Development of the Republic of Bulgaria (MA) and the Ministry for European Union Affairs of the Republic of Turkey (NA). | |
| Date of approval by the Head of MA: | | |
| Date of approval of the Annual report by the Joint Monitoring Committee: | | |

2. Overview of the implementation of the Programme

This is the fifth Annual implementation report for the IPA Cross-Border Programme Bulgaria-Turkey 2007-2013.

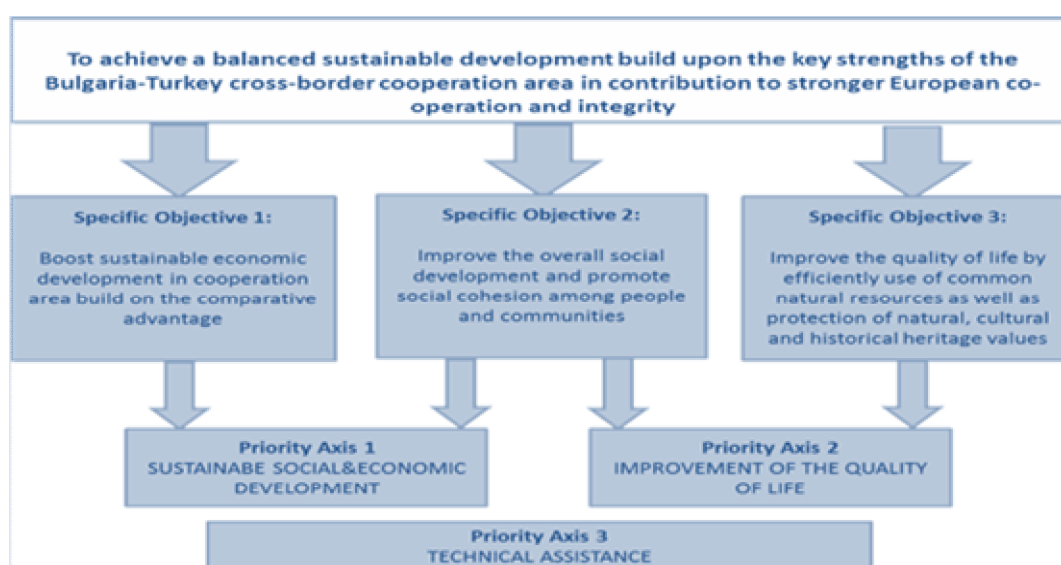
The Bulgaria - Turkey IPA Cross-border Programme (2007-2013) was approved by the European Commission with Decision C (2007) 6477 on 20th December 2007, amended with Decision C (2010) 3777 on 22nd June 2010, Decision C (2012) 4940 on 13th July 2012 and Decision C (2012) 8372 on 16th November 2012. The description of management and control systems was approved by the Commission with letter ref. No DG REGIO E1 D (2010).

Within the period till December 2013 three Calls for proposals have been launched under the Programme which attracted over 370 applications. These quantitative figures are positive sign for the dynamics of the bilateral collaboration between the two neighbouring countries and show intensity of cooperation at stage of preparation of project proposals. At the same time the big number of common project proposals shows good will and increased interest in launching common cross-border initiatives contributing to the sustainable development of the region.

The number of subsidy contracts signed until the end of 2013 is 115 (48 subsidy contracts under First Call for proposals, 46 under the Second Call and 21 under the Third Call for proposals). The contracted amount of all subsidy contracts under the three calls for proposals is € 26 691 873.39 or 90% of the available Programme budget.

The financed projects cover variety of thematic issues including improving small-scale public infrastructure, protecting the environment, investing in education and knowledge sharing, strengthening research and innovation, enhancing cultural exchange, promoting local and regional governance, etc. Projects under the Programme are often relatively small in budget but create valuable cross-border partnership, influence territorial cohesion, contribute for sharing the European values and facilitating integration.

The objectives and Priority axes of the Programme are presented in the figure below:



WHAT HAS THE PROGRAMME ACHIEVED?

The main results of the Programme achieved so far, are:

- ✓ 53 new networking cross-border structures were created/developed;
- ✓ 19 new training places were created under the Programme;
- ✓ 1618 people (out of which 610 from vulnerable groups) were trained and enhanced their skills;
- ✓ 91 new business and educational linkages were created;
- ✓ 25 environmental management plans were produced;
- ✓ 169 institutions were involved in joint activities and exchange of know-how;
- ✓ 238 new Joint information services were established (new services have been created)

The overall achievement of the Programme is the cooperation by itself, as until 2013 more than 260 project partners from both countries have developed joint projects. The biggest benefit which the current Programme has created for the cross-border region development is the established and strengthened cooperation between the project beneficiaries. The main achievements that add value to cooperation are capacity building, awareness raising, confidence/trust building, better image of the region and commitment to new actions.

WHO HAS BENEFITTED?

Varieties of regional entities (municipalities, district administrations, NGO's, cultural and educational institutions, associations and business support organizations, etc.), being direct beneficiaries under the Programme, benefited from its implementation. Indirectly, the entire population of the cross-border area benefited from the results of the operations financed by the Programme, as many of them were tackling the general problems of the regions in the field of nature protection, employment, economic development, education, risk prevention, etc.

By implementing joint projects, meeting the four "joint criteria"– joint development, joint implementation, joint staffing and joint financing, several benefits are shaped, among which the following:

- ✓ Public Institutions and stakeholders become more familiar with the use of the instruments in place for implementing large scale EU interventions, the transfer of know-how associated to the institutional arrangements of the Bulgaria-Turkey IPA CBC Programme constituting a decisive factor in this direction;
- ✓ Business entities gain experience in undergoing international cooperation experience, increasing their capacity to enlarge the area and the scale of their activity;
- ✓ Educational institutions and NGOs become familiar with the advantages of international cooperation in terms of knowledge share, common research and common policy making.

The Programme contributes also in terms of building institutional capacity for the management of Structural Instruments and other forms of EU Assistance. As regards the direct advantages for the Republic of Turkey (in light of EU accession), the Programme is facilitating the transition to the EU practices on a multi-level basis (becoming more familiar with the use of the instruments in place for implementing mainstream EU interventions, the transfer of know-how between Bulgarian and Turkish coordinating structures, etc.)

WHAT EVIDENCE DO YOU HAVE FOR ACHIEVEMENTS? (FROM INDICATORS, FROM EVALUATION, OR FROM OTHER SOURCES)

Evidence for achievements so far is the Annual Implementation Report for 2013 reflecting among others: increased interest in submission of project proposals; overachievement of the financial target for 2013 by 322 182 euro (Community funding); achievement or overachievement of majority of the targets for 2016 of Programme result and output indicators by the end of 2013. A precise and reliable source of information about the state of achievement and relevance of all Programme output and result indicators is the Evaluation Report for on-going evaluation of the Programme <http://ipacbc-bgtr.eu/page.php?c=20&d=247>. Details about successful projects could be found on the programme web-site at: <http://www.ipacbc-bgtr.eu/page.php?c=71>.

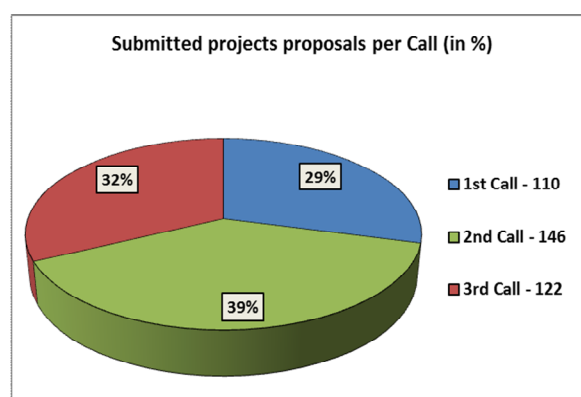
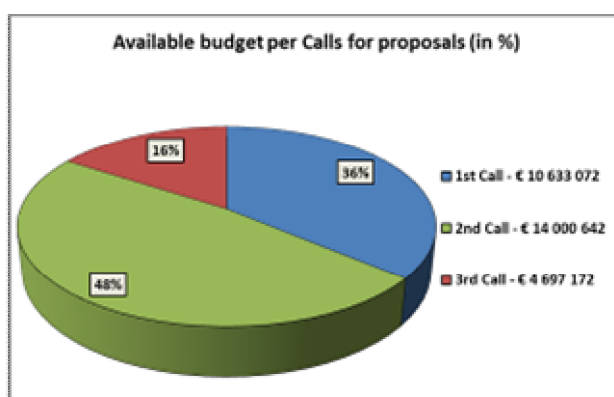


2.1. Achievement and analysis of the progress

2.1.1. Information on the physical progress of the Programme:

During 2013, there is a continuation of the progress made in 2012 regarding the contracting process. Under the First Call for proposals of the Programme, 48 subsidy contracts were signed in 2011. Six of them were under implementation in year 2013. The Second Call for Proposals under the Bulgaria-Turkey IPA Cross-border Cooperation Programme was launched in the last quarter of 2011. Forty six subsidy contracts under the Second Call for proposal were signed until the end of 2012 and were under implementation in year 2013. The Third Call for Proposals was launched on 11.02.2013. Twenty one project proposals were approved for funding on JMC meeting on 23th October 2013.

The interest in submission of project proposals by regions within the three Calls for proposals under the Programme is presented in the graphics below.



The year 2013 features continuous acceleration of the contracting and verification processes and increased interest in submission of project proposals. The figures show that although the available budget for the Third call for proposals is the lowest one (16% compared to 36% under the First and 48% under Second Call for proposals), the submitted project proposals under the Third Call (as percentage of interest shown) exceeded these under the First Call, which budget is approximately two and a half times bigger.

Status of the projects as of 2013

| 1 st Call for Proposals | No. 2007CB16IPO008-2009-1 | |
|------------------------------------|---|--|
| | Launched on 28th September 2009 | Budget: € 10 633 072 (with approved reallocation for year 2009) |
| | 111 project proposals received within the deadline | |
| | Assessment | July 2010 – February 2011 |
| | Contracting | June 2011 – October 2011 |
| | 48 project financed | Total amount € 9 600 957,93 |

Under the First Call for Proposals of the Bulgaria - Turkey IPA Cross-border Programme 48 projects were financed in 2011 on the total amount of € 9 600 957,93, out of which 3 Subsidy contracts (with ref.№2007CB16IPO008-2009-1-30, ref.№ 2007CB16IPO008-2009-1-40, and ref.№ 2007CB16IPO008-2009-1-55) were terminated due to withdrawal of project partners from project implementation.

Consequently, during 2013 all fourthly five (45) projects funded under the 1st Call for proposals were successfully finalized.

List of finalized projects under the First Call for Proposals is presented in Part A of the Annex I attached to the current report.

The achievement of projects objectives and results are mainly checked during the final monitoring visits by the JTS. Based on the final visits conducted to all finalized projects under the First call, it could be assessed that the planned projects activities have been quite successfully implemented in accordance with the provisions of the Subsidy contracts. The cross-border character of implementation of the projects is evident in the constant and active communication and exchange of information between the project partners in terms of developing: Detailed action plans of the projects; Project Procurement Plans; Project Progress Reports; Implementation of joint activities. A lot of partnership relations have been created or prolonged during implementation of joint projects, organized meetings, seminars, conferences, events, etc.

In relation with the financial implementation of the projects under First Call for proposals, some general information as of 31st of December 2013 (in euro) is presented in the table below:

| Priority axis | Contracts | Total contracts amount | Advance payments | Interim and final payments | Total payments |
|---------------|-----------|-------------------------------|-------------------------------|-------------------------------|-------------------------------|
| | | (IPA + national co-financing) | (IPA + national co-financing) | (IPA + national co-financing) | (IPA + national co-financing) |
| PA 1 | 27 | 4 382 689 | 876 538 | 2 636 529 | 3 513 067 |
| PA 2 | 18 | 4 921 689 | 1 004 152 | 2 864 509 | 3 868 661 |

| | | | | | |
|-------|----|-----------|-----------|-----------|-----------|
| TOTAL | 45 | 9 304 378 | 1 880 690 | 5 501 038 | 7 381 728 |
|-------|----|-----------|-----------|-----------|-----------|

Comprehensive financial information is presented in the p.2.1.3 and 2.1.4 of this report.

| 2 nd Call for Proposals | No. 2007CB16IPO008-2011-2 |
|--|---|
| Launched on 8 th September 2011 | Budget: € 14 000 642 (with approved reallocation for year 2012 and savings from projects under the First Call, after de-commitment) |
| 141 project proposals received within the deadline | |
| Assessment | February 2012 – July 2012 |
| Contracting | Started in December 2012 |
| 48 applications approved | Total amount € 12 840 575 |
| 32 project contracted (until the end of 2013) | Total amount € 7 891 656 |

The Second Call for proposals under the Bulgaria-Turkey IPA Cross-border Cooperation Programme was launched on 8th September 2011. Within the deadline, 141 applications were received, out of which 124 applications were assessed as compliant with the administrative and eligibility criteria set up in the Applicant's Guide.

As a result of the technical assessment of the project applications and after conducting the pre-contracting site visits and negotiation procedures, **forty five (45) projects on the total amount of 11 455 712 Euro were approved for conclusion of subsidy contracts** under the Second call for proposals.

List of financed projects under the Second Call for proposals until the end of year 2013 is presented in Part B of the Annex I attached to the current report.

In relation with the financial implementation of the projects under Second Call for proposals, some general information as of 31st of December 2013 (in euro) is presented in the table below:

| Priority axis | Contracts | Total amount contracts (IPA + national co-financing) | Advance payments (IPA + national co-financing) | Interim and final payments (IPA + national co-financing) | Total payments (IPA + national co-financing) |
|---------------|-----------|---|---|---|---|
| PA 1 | 24 | 5 805 772 | 1 135 149 | 494 873 | 1 630 022 |
| PA 2 | 21 | 5 649 940 | 1 119 981 | 402 973 | 1 522 954 |
| TOTAL | 45 | 11 455 712 | 2 255 130 | 897 846 | 3 152 976 |

Comprehensive financial information is presented in the p.2.1.3 and 2.1.4 of this report.

| 3 rd Call for Proposals | No. 2007CB16IPO008-2011-2 |
|--|--|
| Launched on 8 th September 2011 | Budget: € 4 697 172 (with approved reallocation for year 2012 and savings from projects under the First Call, after de-commitment – € 6 927 799) |
| 122 project proposals received within the deadline | |
| Assessment | 07.05.2013 - 22.08.2013 |
| Contracting | Started in January 2014 |
| 21 applications approved | Total amount € 6 099 900,23 |
| 19 project contracted (until the end of 2013) | Total amount € 5 635 203.46 |

The Third Call for proposals under the Bulgaria-Turkey IPA Cross-border Cooperation Programme was launched on 11th February 2013 with deadline for submission of project proposals on 29th April 2013. Within the deadline, 123 applications had been received, one of which was received after the deadline. The total available budget for this Call is **4 697 172 euro**.

81 project proposals were received under Priority Axis 1 “Sustainable social and economic development” and 41 - under Priority Axis 2 “Improving the quality of life”. The verification of the administrative compliance and eligibility and technical evaluation of the proposals was carried out until the end of August 2013.

On 23rd October 2013 a Joint Monitoring Committee meeting was held, on which **21 projects were approved for funding**, out of which:

- under Priority Axis 1 “Sustainable Social and Economic Development” – 6 projects (4 investment and 2 “soft measure”) at the amount of € **1 821 063,57** and
- under Priority Axis 2 “Improvement the Quality of Life” – 7 projects (6 investment and 1 “soft measure”) at the amount of € **2 522 384,29**.

Additionally, **2 projects** from the reserve list under the Priority Axis 1 and **6 projects** under the Priority Axis 2 were proposed for financing with the accumulated non-contracted amount and savings from finalized projects under the 1st Call.

JMC gave a mandate to the MA, NA and JTS to carry out pre-contracting visits, including negotiations on the budget revisions for the provisionally selected projects for financing under the 3rd Call for proposals. Pre-contracting site visits were conducted during the period 4th November 2013 – 8th November 2013. Budget negotiation procedures with 14 Bulgarian LPs and 14 Turkish LPs were held by the appointed Negotiation Committee. The purpose of the negotiation procedures was to optimize project partners’ budget breakdowns,

based on the specific recommendations provided by the external assessors and following the good practices for sound financial management applied by the MA and NA.

As results of the pre-contracting site visits and the negotiation procedures, **21 projects at the total amount of 6 331 583 Euro have been proposed for conclusion of subsidy contracts** under the Third call for proposals.

List of awarded projects under the 3rd Call for Proposals (till the end of 2013) is presented in Part C of the Annex I attached to the current report.

Until 31st of December 2013 there are no payments for projects under the Third call for proposals.

Modifications of the subsidy contracts

During the project lifecycle the Lead partners could request justified modifications of the Subsidy contracts related to changes in partnership, project content, project management team, budget reallocations and extension of project's implementation period. The detailed procedures for Subsidy contracts' modifications are additionally described in Programme Manual and Project Implementation Manual. According to the procedures for approval of contract modifications, the following types of modifications apply:

1. Modifications requesting notification to the MA and approval by the JTC;
2. Modifications requesting approval by the MA;
3. Modifications requesting approval by the JMC and signature of Addendum.

The requested minor modifications by the beneficiaries during year 2013 related to prior notification to MA and approval by the JTS were related to changes concerning the project's content (modifications of the approved Application form related to change of the project action plan as well as minor changes in activities). The approval was given together with approval of the respective Progress Report.

Modifications concerning the administrative part of the project (change of bank account, contact details, address for communication) have been made by notification to MA.

The requested modifications by the beneficiaries during year 2013 related to prior approval by MA were:

- Budget changes - modification related to budget reallocation between budget lines in the limit of 10% and modification related to budget reallocation between budget sub-lines. Inclusion of VAT in the separate budget line is another budget change approved by MA.
- Changes of the project team are the most frequently requested modification during project implementation. Great number of project members had been replaced in the beginning and during projects' implementation. In order to meet the criteria for replacement, the newly-proposed project members had to demonstrate the qualifications and competences relevant to the ones the members proposed for replacement had.

- Additionally, requests for use of contingency reserve in the budgets were requested within 2013. They were mainly connected with the expenditures for visas of the Turkish partners.

Substantial changes of the Subsidy contracts have been subject to approval by the Joint Monitoring Committee and signature of addenda. The following types of modifications were conducted in 2013:

- Modifications concerning the extension of the implementation period - addendum for extension of implementation period of 1 project under the 2nd Call for Proposals has been concluded with prior approval by JMC. The request for extension of implementation period is related to delay in the start of one of the core activities in the project, caused by the innovative technology used for implementation of the activity, which made it difficult to find suitable firms to be invited to tender.
- Modifications related to budget re-allocations – addendum for budget re-allocation of 1 project under 2nd Call for Proposals has been conducted with prior approval by JMC. The request for re-allocation is related to supply of specific equipment for the needs of project activities and difficulties to find such equipment, originating from eligible country according to the rules for supply of equipment under the Programme.

2.1.2. Indicators:

The table below presents the result indicators which are used to monitor the progress at programme level. The table contents baseline values and quantities of result indicators, which were achieved during 2013. The data was collected from the Interim and Final project progress reports and was calculated in compliance with the elaborated by the MA Methodology of Programme output and result indicators assessment.

The indicators used to monitor the progress at Programme level are shown in the table below:

| Programme Result Indicators | | 2007 | 2008 | 2009 | 2010 | 2011 | 2012 | 2013 | 2014 | 2015 | 2016 | Total |
|---|-------------|-------|------|------|------|------|------|------|------|------|------|-------|
| Increased number of social and cohesion links | Achievement | 0 | 0 | 0 | 0 | 33 | 96 | 16 | | | | |
| | Target 2016 | 4 % | | | | | | | | | | |
| | Baseline* | 201 | | | | | | | | | | |
| Improved environment for development of relationships across the border | Achievement | 0 | 0 | 0 | 0 | 0 | 29 | 3 | | | | |
| | Target 2016 | 4 % | | | | | | | | | | |
| | Baseline* | 50 | | | | | | | | | | |
| Number of Joint information services established | Achievement | 0 | 0 | 0 | 0 | 190 | 9 | 39 | | | | |
| | Target 2016 | 3 | | | | | | | | | | |
| | Baseline | 10 | | | | | | | | | | |
| Increased cross-border movement of people and exchange of goods and | Achievement | 0 | 0 | 0 | 0 | 0 | 8 | 4 | | | | |
| | Target 2016 | 2.5 % | | | | | | | | | | |
| | Baseline* | 9 | | | | | | | | | | |

| Programme Result Indicators | | 2007 | 2008 | 2009 | 2010 | 2011 | 2012 | 2013 | 2014 | 2015 | 2016 | Total |
|--|-------------|------|------|------|------|------|------|------|------|------|------|-------|
| services in the region | | | | | | | | | | | | |
| Increased common cultural capital | Achievement | 0 | 0 | 0 | 0 | 0 | 2 | 1 | | | | |
| | Target 2016 | 3 % | | | | | | | | | | |
| | Baseline* | 9 | | | | | | | | | | |
| Improved small-scale infrastructure | Achievement | 0 | 0 | 0 | 0 | 0 | 10 | 7 | | | | |
| | Target 2016 | 3 % | | | | | | | | | | |
| | Baseline* | 17 | | | | | | | | | | |
| Projects actually applied | Achievement | 0 | 0 | 0 | 0 | 0 | 4 | 4 | | | | |
| | Target 2016 | 3 % | | | | | | | | | | |
| | Baseline | 8 | | | | | | | | | | |
| Decreased pollution in the region | Achievement | 0 | 0 | 0 | 0 | 0 | 0 | 3 | | | | |
| | Target 2016 | 2 % | | | | | | | | | | |
| | Baseline* | 1 | | | | | | | | | | |
| Increased attractiveness of the region based on preservation of natural resources and historical/cultural heritage | Achievement | 0 | 0 | 0 | 0 | 0 | 13 | 6 | | | | |
| | Target 2016 | 2 % | | | | | | | | | | |
| | Baseline* | 20 | | | | | | | | | | |
| Increased sustainable utilisation of natural and historical/cultural resources | Achievement | 0 | 0 | 0 | 0 | 6,25 | 2 | 2 | | | | |
| | Target 2016 | 2 % | | | | | | | | | | |
| | Baseline* | 16 | | | | | | | | | | |

The above table represents summarized data for the achievement of the result indicators for the years 2011, 2012 and 2013, achieved by the implementation of the projects. During 2013 seven subsidy contracts signed within the First call for proposals were in final stage of implementation (started in 2011). 38 projects under the First call were successfully finalized till the end of 2012. Eleven contracts from the Second Call for proposals have been implemented (e.g. implemented as activities with expired period of performance) until the end of 2013 (signed in Dec. 2012).

The information regarding the implementation of the Programme indicators is based on the data received from the Interim and Final project progress reports of the successfully finalized projects till the end of 2013 and it measures the real achievement of the Programme indicators only after First and Second Call for Proposals. More precise analysis of the achievement of the output and result indicators for both First and Second Call for Proposals could be presented after receiving and summarizing all information from the beneficiaries as well as from the findings made by the external consultant, which was assigned to perform the "On-going Programme evaluation".

From the data in the table it is apparent that most of the result indicators have reached achievement over 50% by the end of 2013 after finalization of the project from the First Call for proposals and part of those from the Second Call. The expectations are that most of the Programme indicators to be reached after implementation of the Second and Third Call for proposals under the Programme.

All related to the achieved results could be found in the database of the MIS of the Programme (details <http://mis-008.mrrb.government.bg/>). The information is also available in the relevant project progress reports.

2.1.3. Financial information (All financial data should be expressed in euro)

The total value of the IPA CBC Programme Bulgaria – Turkey the period 2007 - 2013 is € 29 504 775 out of which € 25 079 059 are European funding and € 4 425 716 national co-financing from state budgets by both partnering countries. The division of financial support between priorities 2007-2013 is shown in the table below:

Breakdown of priority axes by source of funding:

| Priority Axes: | Community Funding | National Public funding | Total funding | Co-financing rate (%) |
|---|-------------------|-------------------------|-------------------|-----------------------|
| | (a) | (b) | c=a+b | a/c*100:b/c*100 |
| Priority Axis 1: Sustainable Social & Economic Development: | 10 264 859 | 1 811 446 | 12 076 304 | 85 : 15 |
| Priority Axis 2: Improvement the Quality of Life: | 12 306 294 | 2 171 699 | 14 477 993 | 85 : 15 |
| Priority Axis 3: Technical Assistance | 2 507 906 | 442 571 | 2 950 478 | 85 : 15 |
| Total | 25 079 059 | 4 425 716 | 29 504 775 | 85 : 15 |

**The table above represents data for the period 2007-2013 according to the approved by the JMC on 23 August 2011 amendment related to new financial allocations covering the period 2012 and 2013 of the Bulgaria-Turkey IPA Cross border programme which follows the adoption by the EC of the Multi-annual Indicative Financial Framework 2012-2013 and approved Programme amendment related to the de-commitment procedure for 2011 (Decision C (2012) 8372 on 16th of November 2012).*

N+3 Rule (pursuant to Article 189 of Regulation (EU, Euratom) No 966/2012 of the European Parliament and of the Council of 25 October 2012 on the Financial rules applicable to the general budget of the Union and repealing Council Regulation (EC, Euratom) No 1605/2002

During 2013 MA, NA and JTS are keeping the impetus and are following the proactive approach by providing consultations, additional guidance and day-to-day support to the project partners. Thus shortcomings are overcome and the overall proceedings have been accelerated, which had as result no occurrence of de-commitment and an overachievement of the goal for 2013 with 322 182 euro.

Regarding the forecast for the 2014 amounted to 4 263 954 euro (see the table below) and based on the quarterly analysis (all the projects under the First Call have been finalised mainly covering investment projects, foreseen good dynamics in terms of payments under Second call subsidy contracts, including interim payments) the expectation is that the target for 2014 could be reached.

The accomplishment status of N+3 Rule by 31st of December 2013 is shown below:

| Programme Payment targets* | | | | | EC advance payments | EC reimbursements | Total advance + reimbursements | Amounts to be included in application for payment in order to avoid N+3 Risk | | |
|----------------------------|------|---------|-----------|-----------|---------------------|-------------------|--------------------------------|--|-----------|-----------|
| 2009 | 2010 | 2011 | 2012 | 2013 | 2007-2009 | 2007-2013** | | 2014 | 2015 | 2016 |
| 0.00 | 0.00 | 922 793 | 4 098 380 | 4 180 348 | 5 021 173 | 6 040 619 | 11 061 792 | 4 263 954 | 4 349 234 | 4 436 218 |

** Cumulated amounts 2007-2013

In addition, besides the existing measures for monitoring the projects progress (progress reports, monitoring visits) quarterly analyses of the projects implementation have been introduced. These quarterly analyses encompass detailed analysis for each contract and relevant conclusions categorised in three main categories – (1) contracts without identified problems, (2) contracts with insignificant problems (for instance changes in the schedule of activities which has not a negative impact on project implementation) and (3) contracts with significant problems in the process of implementation. The subsidy contracts covered by category 3 are subject to regular meetings and there are elaborated concrete steps which could be undertaken in compliance with approved Action plan.

In order to avoid further losses of funds the MA, NA and JTS are still continuing to provide additional efforts to support the project beneficiaries, including performance of individual consultations, publishing additional guidance and templates of the most frequently used project documents, tender dossiers and day-to-day communication.

The above mentioned measures contributed towards intensifying of process of contracting under the Third call for proposals and enhance absorption of funds. The range of measures is undertaken in order to increase the quality level of the submitted documents by the project partners, to reduce the duration for processing of requests for payments (by simplifying of procedures by appropriate amendments in Programme manual, flexibility in terms of reporting periods, simplifying coordination and duration of process through conducting

procedures within one unit/department), to enhance awareness (for instance about possibility the municipalities to use the Fund for local authorities and governments - FLAG), to ensure proper implementation of the projects and to have early identification of problems and timely launch of appropriate corrective measures.

Beside measures taken till now, the MA and NA are continuing its efforts in order to increase the quality level of the submitted documents by the project partners as well to ensure proper implementation of the projects.

Data from quality check performed by the Certifying Authority

Within the 2013 the "National Fund" Directorate at the Ministry of Finance of Republic of Bulgaria, acting as Certifying Authority (CA) for the Bulgaria-Turkey IPA Cross border Programme 2007-2013 has conducted a regular on-the-spot check before certification. As a result of the common efforts of the joint management structures – Managing Authority, National Authority and Joint Technical Secretariat four certification report were submitted to CA in 2013 amounting at 4 528 975 euro (IPA funding). Based on the results from on-the spot checks, desk-based checks of the submitted MA's reports on certification, as well as on assessment of other available information by the Certifying Authority, 26 445 (IPA funding) euro were excluded from the total amount proposed for certification to the EC by the CA. The total amount of certifying expenditures for 2013 is 4 502 530 (IPA funding) euro. Beside measures taken till now, the MA and NA are continuing its efforts in order to increase the quality level of the submitted documents by the project partners as well to ensure proper implementation of the projects.

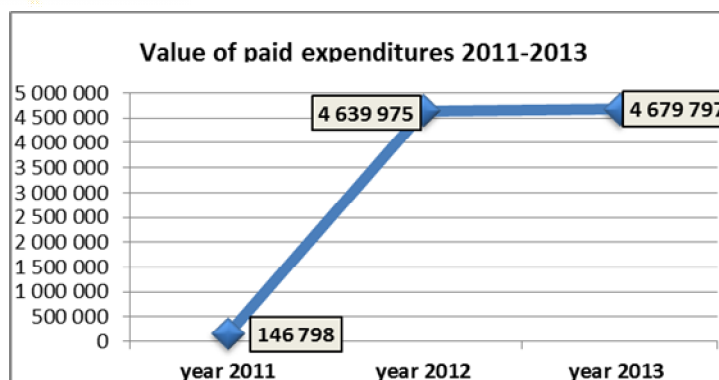
2.1.4. Information about the breakdown of use of the Funds

The table below presents actual financial data for year 2013. As it is evident form the presented information for year 2013 the project beneficiaries submitted to the MA requests for interim and final payments amount to 4 649 797 euro.

Priority axes by source of funding (EUR)

| | Amount of the payment claims to the MA | Amount of IPA and National contribution | Amount of contribution by the beneficiaries | Amount of payments made by the MA | Total certified amount by CA (IPA and National contribution) |
|------------------------|--|---|---|-----------------------------------|--|
| PRIORITY AXIS 1 | 1 714 102 | 1 714 102 | 0 | 1 541 590 | 2 097 873 |
| PRIORITY AXIS 2 | 2 531 725 | 2 531 725 | 0 | 1 966 745 | 2 768 066 |
| PRIORITY AXIS 3 | 403 970 | 403 970 | 0 | 140 189 | 431 155 |
| GRAND TOTAL | 4 649 797 | 4 649 797 | 0 | 3 648 524 | 5 297 094 |

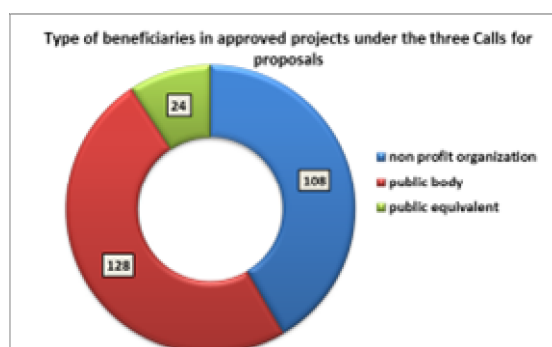
The financial figure is reflecting the expenditure paid out by the beneficiaries (included in payment claims) and sent to the Managing authority during 2013.



As it is visible from the graphic above, during 2013 the positive trend from year 2012 has been kept and even a rise in the paid expenditures in 2013 compared to 2012 could be observed.

2.1.5. Assistance by target groups

Wide range of target groups are involved in implementation of subsidy contracts funded within the Programme. Variety of entities (Municipalities, District administrations, NGO's, cultural and educational institutions, etc.) carries out activities for implementation of the relevant subsidy contracts. The number of entities implementing projects under the Programme, classified by target groups (state of play as of 2013) is shown in the next chart:



2.1.6. Assistance repaid or re-used

Not applicable.

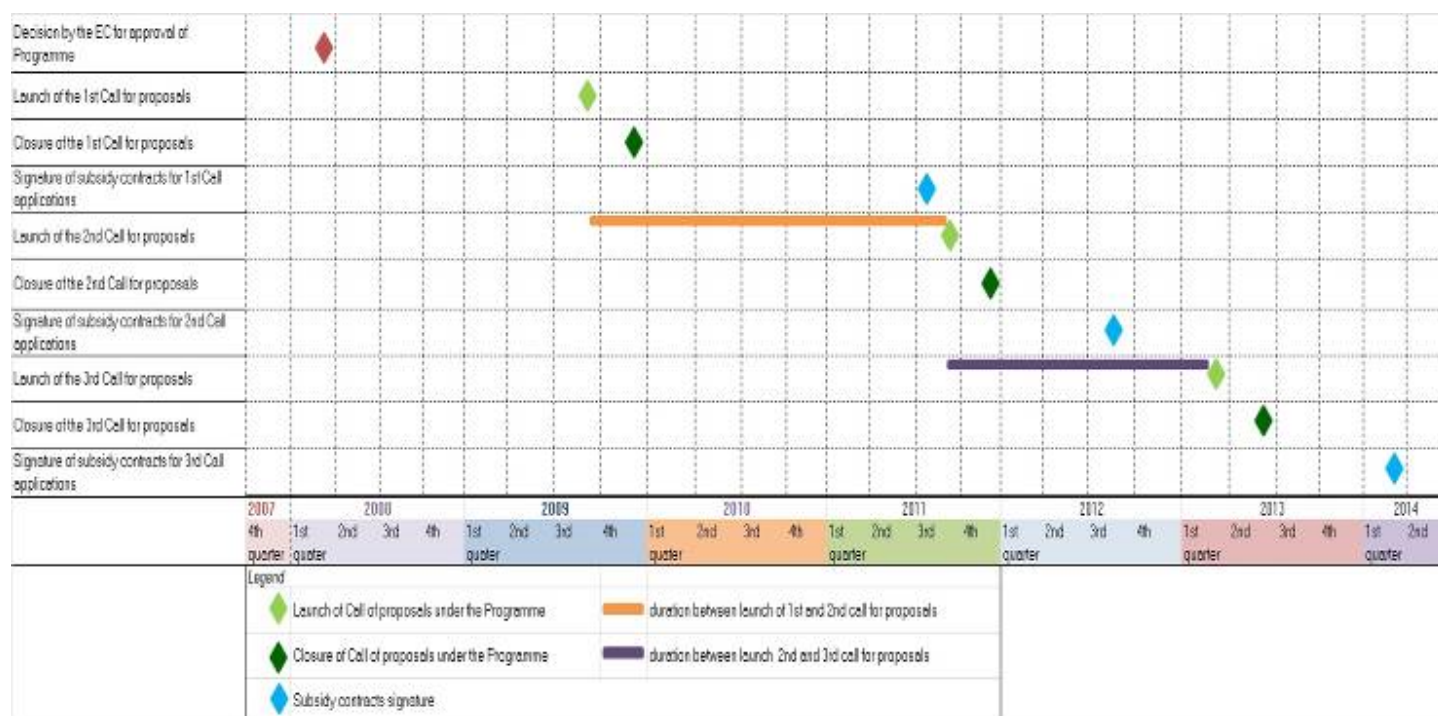
2.1.7. Qualitative analysis

From a Programme management point of view, during 2013 the efforts were concentrated on ensuring a sufficient speed in the implementation of the Programme in order to avoid de-commitment and to forward the dissemination activities. At present 115 projects for cooperation between the institutions and organizations of

the two countries are contracted under the Programme (under the three Calls for proposals) for € 26 691 873 (90% of the available Programme budget).

The delay in starting of Bulgaria – Turkey IPA CBC Programme was successfully overcome with significant progress in the contracting rate and the good financial results gathered in absorption of the Programme's funds. For year 2013, the total certified amount of the IPA funds exceeded the Programme's payment targets, thus till the end of 2013, the overall amount certified was app. 8, 6 million euro or 34,4 % of the Programme budget (IPA funding) for the period 2007-2013.

The figure below represents the time framework for key milestones within the Programme implementation



The above figure clearly shows the lag between the launch of the First call for proposals under the Programme and the signature of subsidy contracts has been successfully overcome under the Second and Third Calls for proposals. In addition, it shows the process for launching the Third Call for proposals has been speeded up and there is no lag between the closure of the abovementioned call for proposal and the time for signature of the subsidy contracts. The graphic shows that the cycle “launch of call - closure of call - signature of subsidy contracts” between the Second and the Third Calls for proposals evolves in time in an identical manner and a kind of positive trend towards speeding up the process has been created.

The level of absorption of funds was apparently increased in 2013 based on the optimization of the financial control process and the improvement of the FLC systems on the territories of the both countries. Based on the audit findings and recommendations given by the on-going evaluators, the MA has elaborated pool for the free-lance controllers in Bulgaria in accordance with their specialization by financing Instrument (IPA or

ERDF). Additionally, the MA has adopted procedure for appointment of the controllers for the project's lifetime with regularly updated checks. As a result of the improvement of the control procedures, the process from the submission of a request for FLC verification until the reimbursement of the payment claim was accelerated and the period for its execution was shortened up to 90 days. Thus the financial control process could be assessed as efficient considering the overall duration of the process.

The projects under Programme priority axes are selected by two open calls for proposals and one call for proposals is open to restricted number of supported activities, to which public bodies and non-profit organisations from the border region can apply. Towards the end of 2013, 115 contracts under three calls for proposals were concluded. Most of the projects in implementation are running smoothly with the active participation of the partners from both sides of the border. The principle of the LP is strictly obeyed. Some of the partnerships were established before the implementation of the current projects and are showing good characteristics of sustainability. There are a lot of good examples where more experience partners are helping the less experience ones with expertise and other practical forms of support.

During 2013, no significant problems were encountered for the Programme implementation and no risks events were identified for the Programme performance. The management and control system of the Programme were audited in 2013. The assessment of the Audit Authority regarding the scope of the audit assignment was level 1: „Works well, only minor improvements are needed“.

The cross-cutting issues are also taken into consideration through the standard format of the application form developed in the context of the Programme. The environmental horizontal priority is integrated within Priority axis 1 projects through investments for environmental protection and tourism development and in Priority axis 2 for awareness raising in regards to EU environmental policies and sustainable tourism development. The projects also comply with the gender equality and non-discrimination principles although they are not directly targeting through the Programme priorities.

When measuring the progress in terms of Programme indicators at the end of December 2013, it results that output indicators showcase a good degree of achievement. For both output and result indicators there are numerous cases of substantial overachievement of the target values, attributable on one side to the possible misunderstanding of some of the applicants about the essence of the indicators and on the other hand, as a result of gaps in the programming process that resulted in lower target values and absence of clear baseline values. The conclusions from the analyses for the output and result indicators is taken into consideration for the preparation of the new bilateral IPA CBC programme for the programming period 2014-2020.

In regards to the preparation of the future Bulgaria-Turkey IPA CBC programme 2014-2020, the year 2013 was assigned to the wide discussion for the geography of the IPA programmes, which Bulgaria will manage in the new programming period. The initial EC's proposal for discontinuation of the three IPA programmes with Serbia, former Republic of Macedonia and Turkey as bilateral programmes and convert them in one quadrilateral programme "Bulgaria Gateway" was controverted by some of the partnering countries. The broad discussions were finalized with the official position of the European Commission (letter with Ref.

Ares(2013)3245606-15/10/2013) and their favorite opinion for continuation of the bilateral character of the three IPA programmes between Bulgaria and Serbia, Bulgaria and former Republic of Macedonia, Bulgaria and Turkey. Shortly after that, the preparation process has started with the signature with the selected consultant for facilitating the programming - Consortium Project Planning and Management of Service contract on 13th November 2013 and afterwards with the First meeting of the Joint Working Group for preparation of the Bulgaria-Turkey IPA CBC programme 2014-2020 held on 26th of November 2013.

2.2. Information about compliance with Community law

There are no problems encountered relating to the compliance with Community law in the implementation of the Programme.

The Programme has been prepared in accordance with Community Strategic Guidelines 2007 – 2013 priorities – especially in the area of improving of the attractiveness of the cross-border region and further developing of the human resources.

The Programme is compliant with the main EU strategic documents, notably with the Lisbon and Gothenburg strategies, targeting sustainable development, equal opportunities and cross-border partnership.

The overall strategic goal and the priority axes of the Programme are fully compliant with main Bulgarian and the Turkish national strategies and Programmes, which are indicated in the Programme document. In order to ensure sound financial management of the Programme, the MA initiated a respective procedure and Decree No 221 of Council of Ministries for eligibility of expenditures was adopted on 11th of September 2009.

The **Memorandum of Understanding** between Republic of Bulgaria and Republic of Turkey for the implementation of the Bulgaria-Turkey IPA Cross-border Programme with CCI Number: 2007CB16IPO008 was signed on 11th October 2010. The document lays down the general rules for the implementation and financial management of the Programme as well as defines the bodies involved in the management and control and allocation of functions (responsibilities and rights) within each body involved into the implementation of the Programme.

2.3. Significant problems encountered and measures taken to overcome them

No significant problems for the programme implementation were encountered during 2013.

The risk of de-commitment was successfully avoided in 2013 and the financial targets were overachieved on the base of the joint efforts made by the MA, NA and JTS for speeding up the programme implementation and the relevant procedures. The measures taken by for avoiding de-commitment are related to:

- ✓ *Effective coordination between the Programme authorities as regular meetings and close cooperation;*



- ✓ *Scenario for achieving the financial targets and programmes objectives discussed regularly between Programme authorities;*
- ✓ *Overcontracting of the accumulated savings under the programme.*
- ✓ *Improvement of the relevant monitoring, verification and control procedures in order to be reduced the administrative burden;*
- ✓ *Quarterly based risk assessment for identification of projects and themes/situations at risk;*
- ✓ *Action plan in regards to the recommendations given by the on-going evaluation;*
- ✓ *Facilitation of the beneficiaries in project generation and implementation by the JTS through variety of actions as trainings, open days, day-to-day consultations, close monitoring during the project lifetime and guidance for programme procedures and PRAG rules.*

2.4. Changes in the context of the Programme implementation (if relevant)

The **Programme document** drafted jointly by the two countries through a large partnership with national, regional and local stakeholders was approved by the European Commission with Decision C (2007) 6477 on 20 December 2007, amended with Decision C (2010) 3777 on 22 June 2010, Decision C (2012) 4940 on 13th July 2012, Decision C (2012) 8372 on 16th November 2012. It sets out the general framework of intervention of IPA in the Programme cross-border area.

In line with Article 1 of and Article 5 of the Financial Agreement between the European Commission and Government of the Republic of Turkey, in 2013 the European Commission has started the procedure for automatic de-commitment of funding of total amount of EUR 1 367 456 from the Instrument of Pre-Accession Assistance under the Programme. Based on the implementation of the projects under the First call for project proposals, the Managing Authority prepared revised financial plan and amended Bulgaria – Turkey IPA Cross-border Programme.

2.5. Complementarity with other instruments

Complementarity of the Bulgaria – Turkey IPA Cross-border Programme 2007-2013 with other instruments was thoroughly analysed during the programming phase and it is described in details in Chapter 7 of the Programme Document.

Complementarity with other financial instruments is ensured through various mechanisms foreseen in the Programme, inter alia through national coordination procedures with other Programmes/plans/ financial instruments, conducted in both participating countries. Representatives of national coordination structures participate in JMC sessions as observers. In addition representatives from the national institutions, which manage the mainstream/sectoral Programmes also take part in JMC sessions as observers and ensure the coordination between the instruments and the avoidance of possible overlapping of funding. Another useful

tool for this purpose is the Management Information System of the current Programme, where detailed information on the submitted project applications is available in transparent manner.

Coherence of the Programme with the EU Strategy for the Danube Region

Geographically, the whole territory of Bulgaria is included in the EU macro-regional strategy for the Danube Region, while Turkey is outside its coverage. Thus, the Programme area is partially covered by the Danube Strategy. However, project activities implemented on Bulgarian territory are consistent with the objectives of three of the priority areas within three of the pillars of this macro-regional strategy, namely:

*Priority Area 3 "To promote culture and tourism, people to people contacts" under **Pillar 1 Connecting the Region**, Priority area 6 "Biodiversity, landscapes, air and soil quality" under **Pillar 2 Protecting the Environment** and Priority Area 8 "To support the competitiveness of enterprises including cluster development" under **Pillar 3 Building Prosperity in the Danube Region**.*

Detailed information about some projects which are relevant to the objectives of the EU Strategy for the Danube Region was presented in the previous AIR (for the year 2012).

Coherence of the Programme with the EU Strategy for Blue Growth

Black Sea coastal regions in Bulgaria Turkey (including Burgas and Kırklareli as NUTS level III regions) are covered by the EU Strategy for Blue Growth and by the Convention on the Protection of the Black Sea Against Pollution (referred to as "Bucharest Convention").

The Bucharest Convention, is the basic agreement ratified in 1994 by all six legislative assemblies of the Black Sea countries, which encompasses three specific areas, namely: control of land-based sources of pollution; dumping of waste and joint actions in the case of accidents (such as oil spills).

The Blue Growth Strategy was developed within the framework of the European Union's (EU's) Integrated Maritime Policy (IMP). It seeks to provide a more coherent approach to maritime issues by increasing coordination among different policy areas in order to enhance the cooperation between coastal EU Member States and EU candidate and potential candidate countries (including the Republic of Turkey).

The analysis of the progress of the current Programme shows that some of the joint cooperation projects, implemented on the territory of Burgas (BG) and Kırklareli (TR) include coastal and marine economic activities, as well as activities to promote the environmental protection of the coastal areas. These projects can be assessed as coherent to the objectives of the EU Strategy for Blue Growth and the Bucharest Convention. Their implementation has had an added value for indirectly supporting the sustainable growth in the marine and maritime sector. In addition, these projects can be considered a specific tool developing the cross-cutting horizontal actions that are necessary to underpin the sustainable and balanced long-term growth of maritime economic activities, and thus to foster the cooperation between the Black Sea Basin countries.

2.6. Monitoring arrangements

Monitoring of the Programme is focused on ensuring quality of implementation and compliance with applicable rules and procedures. The Description of management and control systems ensuring reliable accounting, monitoring and financial reporting system On December 2010, European Commission issued the letter with positive assessment on the Description of management and control systems (in accordance with Article 115 and 116 of Commission Regulation (EC) No 718/2007) on Bulgaria-Turkey IPA CBC Programme.

Implementation manuals and Management Information System (MIS)

➤ **Programme Implementation Manual (PM)**

The legal basis for elaboration of the PM is, as a general rule, the EC regulations and decisions implementing the Instrument for Pre-Accession Assistance and the programming documents concerning the Programme. The PIM and its annexes and appendixes describe in detail the specific rules and procedures for implementation of the Programme, has been developed by the MA, NA and Joint Technical Secretariat.

In order to improve the consistency and to facilitate the implementation of management and control procedures, the Managing Authority has elaborated a common manual (IPA CBC Manual) for three IPA CBC Programmes, managed by the Bulgarian side for the cross-border areas with Serbia, FYROM and Turkey.

Along sides some amendments concerning specific rules, procedures, chapters or annexes have been made. The system for revisions, updates, modifications and development of the Programme Manual aims to tackle with amendments in the three IPA Programmes (where applicable), legislative modifications or unexpected socio-economic development, which has a direct impact on the implementation of the Programmes. During 2013, amendments to the IPA CBC Manual were approved in May and June 2013 related to optimization and clarification of the procedures; optimization of the procedures and reflection of the recommendations given by the Certifying Authority and Audit Authority; improvement of the monitoring and risk assessment procedures, in order the distribution of tasks between responsible bodies (MA and JTS) to be clearly distinguished and to avoid delays in the management process, etc.

➤ **Project Implementation Manual (PIM)**

The Project implementation manual (PIM) is a guiding tool prepared by the MA, NA and JTS to help the beneficiaries in the process of project management and implementation. PIM is prepared as a guide-book, which consists of several main topics, as: Legal and Institutional Framework, Contracting and contract's modifications, Project's implementation, Procurement, Financial Management and Control, Information and Publicity, Monitoring and audit of the project, etc.

During the year 2013, some amendments and clarifications were made to the PIM for the projects funded under the Second Proposals and its annexes, as reflected into versions 2/February 2013, 3/March 2013 and 4/August 2013. The amendments were caused by substantial changes of thresholds for public procurement procedures (2013) as well as some uncertainty with regard to applicable regulations.

The updated and improved Project implementation manuals are available at Programme's web-page: <http://www.ipacbc-bgtr.eu/page.php?c=32>

➤ **Management Information system (MIS)**

In order to facilitate the overall implementation of the Programme, at both Programme and project level, the Management Information System is created as practical tool for performing the task of the relevant authorities (Managing Authority, National Authority, Certifying Authority, JTS). The information system is operational and under updating its functionality. The system's scope covers all joint Programme and project level tasks as follows:

- *Programme and call for proposals management:* the adequately recorded Programme data creates the basis for all sorts of further monitoring activities. Thus Programme data like priority structure, budget, indicators etc. are recorded in order to facilitate Programme-level monitoring and aggregations.

- *Project module:* functionality of the project section ensures tracking the whole life-cycle of projects including TA projects as the system facilitates the management and monitoring of a great number of project related tasks (contract and modification data, implementation data - management of progress reports and request for FLC, etc.).

- *Financial management:* the financial section is also a crucial part of the system's functionality. It ensures the sound management of Community funds.

- *Reporting:* in addition to the project applications and contracts data, a section for Programme reporting and evaluation will be established during the current functionality's updating of the system.

As from 10.06.2011 a document, containing requirements description, entitled "Module for management of the Operational Programmes for cross-border cooperation" is into force. A procedure for electronic data exchange between MIS and UMIS was launched and the MIS-system is being day-to-day maintained and managed in order to ensure the proper information exchange. With the improvement of MIS-system, the Ministry of Regional Development and Public Works will provide up-to-date information about the three IPA-Programmes – status of partners, projects, signed contracts etc.

Additionally in 2013 the following changes were implemented:

- Patch 1.4.12021013 – Reorganization of Calls, Projects and update of the mapping of XLS files in the MIS
- Patch 1.4.01042013 – Security and interface improvements, suggested by the audit authority
- Patch 1.4.15042013 – Changes in the work-flow of application forms processing

- Patch 1.4.11062013 – Online form for application for access in MIS, additional interface enhancements
- Patch 1.4.09122013 – Reports section is added with several tabular reports and ability to export data in Excel and PDF formats.

Monitoring measures and risk assessment procedure

➤ **Programme level**

The Managing Authority and the Joint Monitoring Committee are responsible for monitoring the Programme implementation in accordance with the principle of sound financial management. The Joint Monitoring Committee observes the monitoring of the Programme implementation and ensures the achievement of the Programme objectives through a rational use of the allocated resources.

During the period under review one Joint Monitoring Committee (JMC) meeting was carried out. It took place on 23rd of October 2013 in Burgas, Republic of Bulgaria. The Joint Monitoring Committee members have discussed the results of the evaluation of the projects under the Third call for proposals and approved the final list of projects for financing from the Programme funds for the total amount of 6 099 900,23 Euro. Reserve list of project to be funded was established. In that connection, the JMC took a decision to supplement to the initial budget for financing projects under the Third Call with non-contracted amounts from the previous three years - available funds under the 1st Call for Proposals (non-contracted amount, savings from finalized projects; after de-commitment in 2011 and 2012), available funds under the 2nd Call for Proposals (non-contracted amounts).

During the period under review the following 10 (ten) JMC written procedures were carried out:

Written procedure No. 1, decision signed on 16.01.2013. The JMC approved 1) Annual Technical assistance Plan for 2013 under Bulgaria – Turkey IPA CBC Programme with its annexes (Annual work Plan of the Joint Technical Secretariat for 2013 and Indicative Technical Assistance Budget for 2013); 2) Eligibility of Technical Assistance Expenditures; 3) Job description of Monitoring and financial experts in the Joint Technical Secretariat (JTS) and JTS – branch; 4) Job description of Project Manager and Project Manager Assistant in the Joint Technical Secretariat – branch.

Written procedure No. 2, decision signed on 07.03.2013. The JMC approved 1) The list of additional projects to be financed with 2010 and 2011 financial allocations and remaining non-contracted funds from the First Call for Project proposals; 2) The list of all projects to be financed 2010 and 2011 allocation and remaining non-contracted funds from the First Call for Project proposals.

Written procedure No. 3, decision signed on 27.03.2013. The JMC approved Corrigendum of Guidelines for Applicants for the 3-rd Call for project proposals under Bulgaria – Turkey IPA Cross-border Programme – extension of the period for submission of project proposals.

Written procedure No. 4, decision signed on 02.04.2013. The JMC approved revised job profile of the first level controllers, responsible for verification of expenditures under Bulgaria – Turkey IPA Cross-border Programme.

Written procedure No. 5, decision signed on 29.04.2013. The JMC approved amendment to the Bulgaria – Turkey IPA Cross-border Programme, concerning revised financial allocation, following the automatic de-commitment according to N+3 rule.

Written procedure No. 6, decision signed on 19.06.2013. The JMC approved Annual Implementation Report 2012 of the Bulgaria – Turkey IPA Cross-border Programme, CCI No. 2007CB16IPO008

Written procedure No. 7, decision signed on 11.11.2013. The JMC approved Budget modification under the project “Cross-border cooperation for capacity development in the field of archaeological heritage” with reference number 2007CB16IPO008-2011-2-089 / Subsidy Contract No RD-02-29-349/13.12.2012, financed under Bulgaria – Turkey IPA Cross-border Programme, CCI No. 2007CB16IPO008, as follows: Transfer the amount of 4395 Euro under BL6 “Investment”, sub-line “Supply”, “Next Engine 3D scanner main system” from the budget of Project partner 2 - Kırklareli Cultural Assets Association to the same budget line in the budget of the Lead partner – Center for Underwater Archaeology.

Written procedure No. 8, decision signed on 14.10.2013. The JMC approved the following documents related to the On-going evaluation of the Bulgaria – Turkey IPA Cross-border Programme, CCI No. 2007CB16IPO008: 1) Final Evaluation report for On-going evaluation of the Bulgaria – Turkey IPA Cross-border Programme 2007 – 2013; 2) Executive summary of the Final Evaluation report for On-going evaluation of the Bulgaria – Turkey IPA Cross-border Programme 2007 – 2013.

Written procedure No. 9, decision signed on 11.10.2013. The JMC approved Negotiation Report from conducted pre-contract site visits and negotiations with additional project proposals from the reserve list under the Second Call for project proposals under Bulgaria – Turkey IPA Cross-border Programme, CCI No. 2007CB16IPO008.

Written procedure No. 10, decision signed on 30.12.2013. The JMC approved the Negotiation Report from conducted pre-contract site visits and negotiations with the selected for financing beneficiaries under the Third Call for project proposals under Bulgaria – Turkey IPA Cross-border Programme, CCI No. 2007CB16IPO008.

In order to be discussed issues related to Programme implementation, during the period under review a Joint technical meeting between MA and NA was organized by JTS. It was held on 22 October, 2013, 13:30 in the city of Bourgas, hotel “Bulgaria”. The most notable issues discussed during the meeting were: Projects proposed for financing under the 3rd Call for Proposals; Pre-contracting visits and budget negotiations with the projects approved for financing and put in the reserve list; Progress of the Programme; Problems encountered during the Project Implementation Process (the assistance requested by project beneficiaries for tender procedures, the difficulties encountered by beneficiaries in obtaining the derogation to the rule of origin, origin of goods with unit price under € 5000); JTS Antenna issues; Planning for preparations of new programming period; NA proposals for 2014 TA budget.

Conducting technical meetings between the representatives of MA, NA and JTS became the most practical way of forming common position on controversial matters, as well as solving cases and problems on project and Programme level.

➤ **Project level**

The overall monitoring at the Projects level is carried out by the Joint Technical Secretariat (JTS) for Bulgaria–Turkey IPA Cross border Programme with main office located in Haskovo, Bulgaria. The JTS implement the main monitoring tools – on the spot checks and checks of PPR, verifying the proper implementation of the projects in conformity with the provisions of the Subsidy Contract, objectives of the Application form and Programme rules.

During the reporting period, 82 monitoring visits of the projects under First Call for proposals have been carried out by JTS Haskovo during 2013. On the basis of the risk assessment analysis and risk response plan 13 **ad-hoc monitoring visits** of the projects under First Call for proposals have been performed by JTS experts. The subject of the monitoring visit is the progress of the project to be checked in compliance with the terms and conditions set out in the implementation plan and the physical check to be performed of the investment activities and services delivered.

On the basis of the approved Annual Working Plan for Monitoring visits, 23 **final monitoring visits** of the projects under First Call for proposals were performed to verify the actual state of the project results as compared to the activities approved within the Subsidy contract.

In the period March – December 2013 46 initial monitoring visits of the projects under Second Call for proposals were performed to assess the level of awareness of the project team about terms and conditions of the Subsidy Contract, the Programme implementation rules and of the specific features of the project - tender procedures rules, visualization requirements, reporting and audit, LPs capacity for management the IPA CBC project, PPs availability of financial resources for project implementation and the initial risks for the project implementation - early identification of potential risks which could endanger the proper and successful project implementation.

➤ **Risk assessment**

Risk assessment is a continuous, forward-looking process and should address issues that could endanger achievement of the planned objectives. A continuous risk management approach is applied to effectively anticipate and mitigate the risks that have critical impact on each project, as well as the cumulative effect of all risks on Programme level.

The risk assessment under the Programme is carried out by a Risk Management Group (RMG) consisting of MA and JTS representatives. The main task of the RMG is to perform risk assessment through determination a baseline categorization of potential risks events and subsequent analysis and assessment. The RMG prioritizes the identified risks and provide a Risk response plan to reduce the likelihood or consequences of the risk impact. In June 2013, the composition of the RMG was defined by Order No RD-02-14-566/18.06.2013. It comprised of Chairperson – senior expert from DG “TCM”, 2 members – experts from JTS Haskovo and 1 reserve member - expert from JTS Haskovo.

The Scope of the assessment covers the following main aspects:

- Institutional Risks. Assessment of the project partners' technical capacity to manage the project (incl. leadership, structures, human resources, formal and informal management systems, contractual commitments, assignment of responsibilities, quality of work product, communications between the partners, etc.);
- Operational Risks. Review and assessment of whether the performance characteristics (i.e. planning and organization of project activities; implementation procedures, methods, standards and systems; measurable estimates of project outcomes; coordination of activities between groups; documenting the project, etc.) are in line with accepted project management practice;
- Procurement Risks. Assessment of the risks related with subcontracting management, i.e. whether subcontracting was well defined and planned; whether the procurement processes were documented properly and the selection process was carried out objectively; and whether the procurement rules were well understood and strictly applied;
- Financial Risks. Assessment of the financial liabilities associated with the project, including operational and maintenance costs, PPs' own contribution, financial reporting, etc.

Based on the results from the monitoring site visits carried out and the information provided in the quarterly projects progress reports, during the reporting period, the RMG has conducted several risk assessment sessions for the projects under 1st call for proposals.

The most common risk events identified as a constant in the projects implementation cycle, are as follows:

- Financial risk – risk the project partners to face problems to meet current expenditures on the projects implementation within the planned time schedule;
- Operational risk – delays in the implementation, due to non-proper planning and starting of the project activities, poor communication between the project partners, changes in the project teams and/or in the project content, delays in sub-contracting, problems with documentations and language of the Programme.

The common risk event identified in the beginning of the project implementation is usually the procurement risk, which is related to beneficiaries without experience in procurement procedures under PRAG rules. As a new identified common risk event could be outlined an institutional risk related to the overall project management and coordination by the LP; internal partnership communication and the risk related to unexpected partnership changes which could become serious obstacles for the projects implementations.

In order to mitigate the ascertained risks and untimely completion of the planned project activities, MA and JTS undertook several measures to observe the project progress and to support the beneficiaries. In relation to the Risk Response plan, concerning the identified risky projects, the JTS took the following measures:

- Ad-hoc monitoring visits were performed targeted at the risks identified in each specific high risky project and also at observance of implementation of time schedule, progress of activities, project records and visibility requirements. 13 ad-hoc visits were done in relation to the risk response plan;

- The JTS strictly observed during the period under review the quality of the PPR, and for the projects with financial risks – the quality of the financial part of the PPR;
- The JTS observed the progress of the projects and the respective timetable through strict monitoring of PPR, implementation of the procurement plan, project timetable, and related correspondence.
- The JTS observed the subcontracting management by the PP mainly through consultations, site visits and observation of a procurement procedures;
- The JTS kept timely correspondence with the Lead Partners in the subject of early warning about substantial delays in project implementation;

The results of the mitigation measures were assessed during the final monitoring visits and reviewed final project progress reports. It showed that the projects completed in 2013 have duly performed their activities and achieved the planned results and outputs.

First Level Control system

According to the Description of the Management and Control System, the MA implements control on the ongoing projects through First level control (FLC) system. The FLC system is developed in accordance with Art. 16 of Regulation (EC) 1080/2006 in order to make possible in the framework of the Bulgaria – Turkey IPA CBC Programme (2007-2013) to verify the:

- Delivery of the products and services (as described in the approved Application Form which is the reference point for the approval decision regarding the activities and finance; and/or the project subsidy contract – which sets the legal background for the implementation of the project.);
- Soundness of the expenditure declared;
- Compliance of such expenditure with Programme, EC and national rules.

The Bulgarian side set up a decentralized FLC system and the same approach was adopted by the partnering country. In Bulgaria the First level control is carried out by Controllers selected by the DG “Territorial Cooperation Management” within the Ministry of Regional Development in accordance with respective national rules, authorized by the Ministry in its capacity of Managing Authority for Bulgaria - Turkey IPA CBC Programme (2007-2013).

According to the Description of the Management and Control System, control over performance of the first level controllers is carried out at two levels:

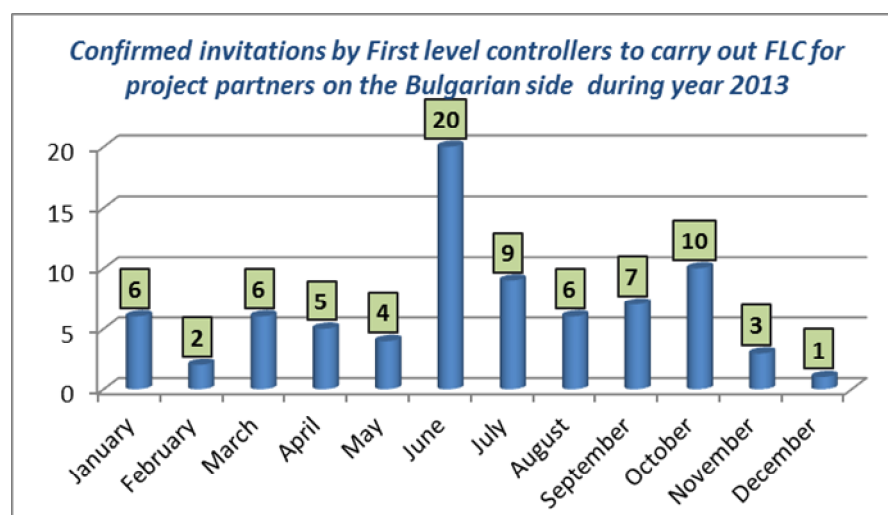
- 100% formal cross-check of the documents presented by FLC-ers;
- Quality control on a “sample basis” in percentage of the number of the controllers who have executed FLC within quarterly period. The first level controllers covered by the sample are subject to documentary and/or on-the-spot quality checks. The quality control over performance of the first level controllers is carried out by documentary check, on-the-spot checks on a sample basis and checks in result of received notice/signal for potential irregularity and/or appeals from project partners.

During the year 2013, the FLC system was duly implemented for the purposes of verification of expenditures for amounts spend by the project partners implementing projects signed under the First and the Second call for proposals. Within the reporting period, the MA took measures for improvement of the system, based on the audit findings and in order to enhance effectiveness of the FLC controllers performing verifications for Bulgarian project partners. Within the established pool of external independent controllers' separation depending on the type of territorial cooperation Programmes for which FLC is carried out was introduced, consequently a list of "IPA specialised" first level controllers was established in order to enhance performance and facilitate them in operating with single set of rules, procurement requirements, reporting templates, etc. The possibility to avoid rotation of first level controllers who carry out verifications for single subsidy contract was considered in order to enhance effectiveness taking into account that the First Level Controller who is aware with the contract performing first on-the-spot visit will be in position to perform more efficient verifications on the same subsidy contract than another controller who need to get aware with the project at later stage of implementation. Consequently, the controllers included in the list for IPA Programmes, were assigned to perform all verifications under the same project. In order to optimise the efficient use of resources, for the subsidy contracts under the Second and Third call for proposals the first level control is performed on six months periods with an option a request for FLC to be allowed on three months basis depending on the spent amounts.

The partnering country established a list with external of controllers based on the approved internal methodology. Recruitment procedure for FLC has been carried out according to the national procedure for selection of candidates. The procedure includes: assessment based on the submitted CVs and supplementary documents; conduction of interview with candidates successfully passed previous step, if required.

Within the year 2013, 43 Lead partners submitted 67 requests for First level of control under the Programme.

The chart below represents the flow of invitations to First Level Controllers on monthly basis for the Bulgarian side for 2013.

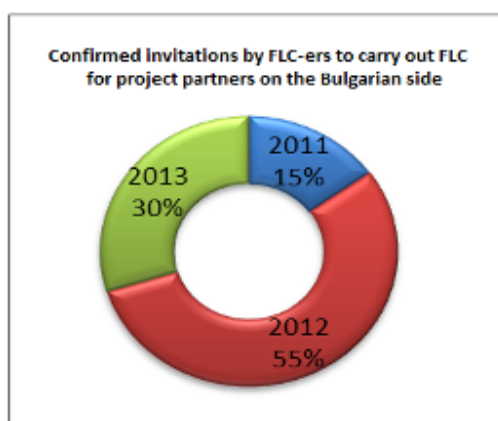


The Bulgarian First Level Control for 2013 under the Programme encompasses 79 on-the-spot visits on the premises of respective project partners in Bulgaria which represents 43 projects.

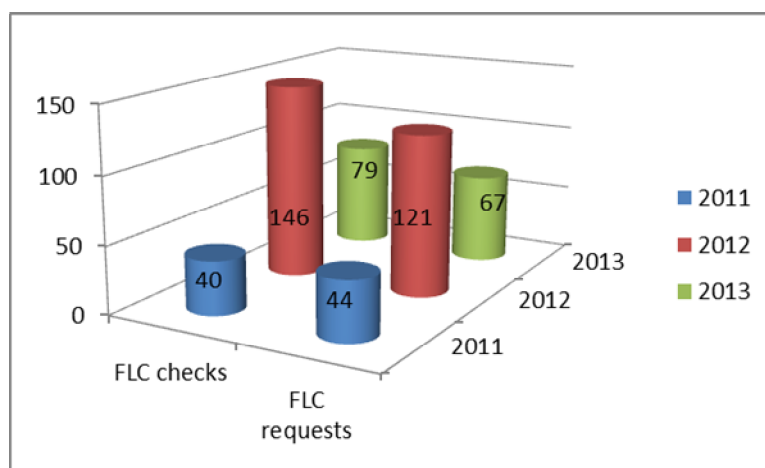
During the year of 2013 Turkish FLC-ers verified the expenditures of 84 project beneficiaries amounting to 1.553.724,12 euro. For all of the controls the Turkish FLC-ers paid on the spot visits to the projects.

Comparison related to intensity of the First level control workload

The summarized data (presented in the graphics below) related to the carried out FLC on Bulgarian and Turkish project partners under the Programme show dominated share for year 2012 in comparison with 2011 and 2013.



In terms of sufficient increase of workload the development is positive, but regarding the rhythm of financial absorption on quarterly basis there is no sufficient level of predictability regarding the number of submitted requests for FLC on behalf of the respective lead partners implementing subsidy contracts.



In terms of sufficient increase of workload the trend is positive but regarding the rhythm of financial absorption

on quarterly basis, there is no sufficient level of predictability regarding the number of submitted requests for FLC on behalf of the respective lead partners implementing subsidy contracts.

Audits under the Programme

➤ System audit

In accordance with the Annual audit plan of Audit of EU Funds Executive Agency (AEUFEA), the AA performed the third system audit under the Programme in the period August – October 2013. The system audit objective was to obtain reasonable assurance about the effective functioning of the management and control systems of the Managing Authority, National Authority, FLC system and JTS under the Programme in accordance with the requirements of Regulation (EC) 718/2007 and Regulation (EC) 1828/2006. The audit was carried out at the Managing Authority – General Directorate “Territorial Cooperation Management” at the Ministry of Regional Development of the Republic of Bulgaria and in the National Authority - Ministry of EU Affairs in the Republic of Turkey.

The audit activities were performed by auditors from AEUFEA and Audit body - Board of Treasury Controllers - for the checks on the territory of Republic of Turkey. The scope of the audit includes all seven key requirements to the management and control systems. The scope of the audit includes the key requirement 7 „Necessary preventive and corrective action where systemic errors are detected by the audit“. The audit team examined the respective control activities undertaken by the MA and NA during the period from 30th of July 2012 to 30th of July 2013.

The preliminary results of the checks of the NA, FLC system and JTS Antenna on the territory of Republic of Turkey were communicated with NA's management and sent to the Audit authority on 14th October 2013. The Audit Body gave an assessment of the management and control systems at the NA, the FLC system and the JTS Antenna, according to the four-level scale, at level 1 - Works well; only minor improvements needed.

Based on the overall analyzes carried out the assessment of the Audit Authority regarding the scope of the audit assignment is „Works well, only minor improvements are needed“ (grade 1).

➤ Audit of operations

Within the 2013 the AEUFEA has conducted audit of operations for assurance that the certified expenditures are correct and the underlying transactions are legal and regular. During the audit mission expenditures certified in the period 01.01.2012 - 31.12.2012 were checked. The AA has underlined one finding with financial impact, amounted to 1 796,43 euro, for which the relevant corrective measures have been undertaken by MA.

Evaluation under the Programme

Multi-annual Evaluation Plan for Bulgaria – Turkey IPA Cross-Border Programme 2007 - 2013 was elaborated and approved by JMC on 23rd of March 2011. The Evaluation Plan defines and explains the overall coordination arrangements for the on-going evaluation process under the Programme. Following the

evaluation plan, the Programme is subject to three evaluations aiming to improve the quality, effectiveness and consistency of the assistance and the strategy and implementation of the Programme, taking due attention to sustainable development issues and horizontal objectives.

➤ **Evaluation of the communication plan**

The first Programme evaluation was performed in 2011 and aimed at examination of the level of achievement of the objectives set out in the Communication plan for the period of 2007 - 2010. Detailed information about the findings and recommendation from the internal analysis was presented in Annual implementation report for 2012.

➤ **Examination of output and results indicators which are going to be achieved in result of project implementation under First and Second Call for proposals**

As result from the internal analyses of the output and result indicators in 2011 and 2012 performed by the MA, several measures were implemented in view of improving Programme performance:

- Methodology for output and result indicators under the Programme was uploaded to the Programme web-page and recommendation for using the Methodology during the preparation of project proposals was incorporated in the Guidelines for applicants under the Third Call for proposals.
- Risk assessment on a quarterly basis was carried out in order to take timely and adequate measures to mitigate and overcome any shortcomings during implementation of the subsidy contracts.
- In the Guidelines for Applicants for the Third call for proposals there is an exhaustive list of eligible activities, to achieve concentration of resources to priorities, which were not sufficiently well addressed by the projects, funded under the first two calls for proposals. The list of eligible activities is targeted according to indicators that were identified as underachieved, for example: eligible projects under the Third call for proposals will be with focus on ICT and knowledge economy under Priority Axis 1 and with focus on protection and management of environment – under Priority Axis 2.

A precise and reliable source of information about the state of achievement and relevance of all Programme output and result indicators is the Final report for on-going evaluation of the Programme (Consortium ECORYS-FED, Final Evaluation Report) which is available from the Programme web-site at:

<http://ipacbc-bgtr.eu/page.php?c=20&d=247>.

➤ **On-going evaluation of the Programme**

A global price service contract for “Elaboration of On-going evaluation of Bulgaria - Turkey IPA CBC Programme (2007-2013)”, with reference number 2007CB161IPO008-TA-2012-2 was concluded between the Ministry of Regional Development and Public Works and the Consortium ECORYS-FED on 13th of November 2012 with a duration of the contract of 8 months.

The objectives of on-going evaluation encompass the following main dimensions: (1) assessment of current performance (interim results) and review likely impacts of the Programme as a whole in terms of relevancy, efficiency, effectiveness, consistency of the management and the implementation of the Programme,

identification of ways for improvement of activities; (2) measurement of effectiveness of the FLC system, the Programme's and project indicators, the budget allocations to priorities, the planning and launching the call for proposals, quality of the application forms, timeliness and effectiveness of the selection procedures, timeliness and effectiveness of the contracting procedures, effectiveness of the monitoring procedures, beneficiaries awareness with the implementation rules, project developments and results, potential for optimization and facilitation, etc.; (3) presenting an independent opinion and recommendations/proposals for enhanced performance in order to ensure high absorption capacity during the Programme implementation as well as providing recommendations for improvements which could contribute for successful implementation of the Programme, decision-making process and potentially for the new programming period.

According to approved timeframe the On-going evaluation of the current IPA CBC Programme was finalized in July 2013.

The main conclusions and recommendations from the evaluation related to the Programme interim results are summarized as follows:

- The applicants and project beneficiaries still need further and more detailed guidance and explanations how to define and set up the indicators value and numbers;
- Major difficulty face by the Turkish LPs is that Requests for payments has to be signed by the person who has signed the Subsidy contract (head of the institution or mayor or district governor) and it is really hard to get his/her signature quickly. It would be easier if it is allowed the requests for payment and other administrative letters to be signed by the project coordinator;
- Regarding the sub-tendering procedures, MA could request from the EC, the tender procedures carried out by the Bulgarian partners to be done according to the Bulgarian legislation;
- Essential facilitation for the applicants will be the dropping out of the obligatory notary certification for supporting documents and reduction of the requested copies of the applications from 2 to 1;

Findings about the current progress:

- The social cohesion activities are not very well connected to the objectives of the Programme, but these types of activities do contribute to the IPA and ERDF objectives;
- The Bulgaria-Turkey IPA CBC Programme 2007-2013 is fully in line with all three objectives of the Europe 2020 Strategy and contributes directly to the 3rd one – “inclusive growth”;
- The Programme contributes directly to the first, second and fifth of the priorities of the National Development Programme: Bulgaria 2020 (1.Improving the access to and enhancing the quality of education and training and the quality characteristics of the workforce; 2.Reducing poverty and promoting social inclusion; 5.Support of innovation and investment activities to increase the competitiveness of the economy);
- The monitoring system of the Programme is in place and fully functional. (...) The template for the project progress report is considerable good and user friendly;

- The Second Call shows an increased interest in the IPA CBC Programme Bulgaria-Turkey 2007-2013; (...)
- The most difficulties faced by the project beneficiaries are: English language, PRAG procurement procedures, Delay in payments;
- Good practice which has been established is that the JTS office provides each quarter to the MA reports on each subsidy contract implementation stage in form of mini-analysis of how the project is executed and possible risks and threats which may jeopardize the successful finalization;
- The MIS system is functional;
- The updated Guidelines for applicants increased the minimum and maximum project sizes which gave the possibility the applicants to prepare larger projects with potential bigger impact on the development of the region and on the chosen target groups. This also provided opportunity to the MA to improve the absorption of the Programme funds;

The overall conclusion was that the Programme sets out series of specific arrangements that will be in place in regard of equal opportunities, gender disaggregating of indicators where appropriate and the inclusion of equality as a consideration in project selection criteria. The other principles are also well integrated into the Programme.

An executive summary and a full list of conclusions and recommendations of the Evaluation Report, including recommendations related to quality and effectiveness of the project generation, selection and contracting process; quality and effectiveness of the project implementation rules and systems; First Level Control system, and quality of the Programme monitoring system are available from the Programme web-site at:

<http://ipacbc-bgtr.eu/page.php?c=20&d=247>

According to the timetable of activities, the Final Evaluation Report was submitted on 15 July 2013, approved by the JMC with protocol of 14.10.2013 and finally accepted by the Contracting Authority with letter of approval dated 17.10.2013.

An Indicative plan to implement the recommendations elaborated within the contract for "Ongoing evaluation of Bulgaria – Turkey IPA Cross border Programme (2007-2013)" was prepared and discussed internally by MA at a workshop in Borovets, Bulgaria (13th – 15th December 2013).

2.7. National performance reserve (where applicable and only for the annual implementation report submitted for 2010)

Not applicable.



3. Implementation by priority

3.1. Priority Axis 1 “Sustainable Social & Economic Development”

Objective

To increase the overall competitiveness of the cross-border economy and to improve social development and social cohesion

Measure 1.1 “Improvement of the social development and social cohesion links”

Measure 1.2 “Economy Competitiveness increasing”

Measure 1.3 “Infrastructural support for the improvement of the economic potential of the co-operation area”

3.1.1. Achievement of targets and analysis of the progress

Information on the physical and financial progress of the priority

According to the financial plan for the period 2007-2013 funds available for Priority axis 1 amounted to 12 833 929 euro (out of which 10 908 840 euro - Community funding and 1 925 089 euro - national co-financing).

First and Second call projects under Priority Axis 1 were selected in open Calls for proposals, to which public bodies and non-profit organisations from the border region could apply. Priority axis 1 attracted a high number of good quality applications - 29 projects were financed under 1st Call and 25 projects under 2nd Call.

During 2013, 2 projects funded by the First Call were being implemented and finished under Priority Axis 1. Both were under Measure 1.3 “Infrastructural support for the improvement of the economic potential of the co-operation area”. The contracted value of those projects was: 919 404,66 €.

During 2013, 25 project funded by the Second Call were being implemented under Priority Axis 1. Out of them 8 were under the Measure 1.1 Improvement of the social development and social cohesion links”; 9 under Measure 1.2 “Economy Competitiveness increasing” and 8 projects under the Measure 1.3 “Infrastructural support for the improvement of the economic potential of the co-operation area”. The total contracted value of those projects amounted to 6,14 million euro. From them, 6 were completed will the end of 2013, on the total contracted amount of 0,58 million euro.

Financial progress of projects under Priority axis 1, as of 31st of December 2013 (in euro):

| Call for Proposals | Contracts | Total contracts amount | Advance payments | Interim and final payments | Total payments |
|------------------------------------|-----------|-------------------------------|-------------------------------|-------------------------------|-------------------------------|
| | | (IPA + national co-financing) | (IPA + national co-financing) | (IPA + national co-financing) | (IPA + national co-financing) |
| 1 st Call for proposals | 27 | 4 382 689 | 876 538 | 2 636 529 | 3 513 067 |
| 2 nd Call for proposals | 24 | 5 805 772 | 1 135 149 | 494 873 | 1 630 022 |
| TOTAL | 51 | 10 188 461 | 2 011 687 | 3 131 402 | 5 143 089 |

Measure 1.1 "Improvement of the social development and social cohesion links":

The indicative activities under this sphere of intervention are: human resources development in the context of meeting the goals of the Renewed Lisbon Strategy - promotion of the European Lifelong Learning Concept through a variety of joint cross-border social initiatives and links such as development of joint training products and implementation of joint training and educational activities; targeted activities for improvement of skills of vulnerable groups so as to match the labour market demands and requirements; transfer of know-how; development of networking channels between relevant institutions; and others; People-to-people collaboration projects: pilot actions and networking activities among local organisations and institutions by implementation of joint training and capacity-building in order to reinforce social and culture links, including actions to promote good practice in the less developed areas of the eligible co-operation area.

The indicators which will be used to measure the progress of this Sphere of intervention are shown in the table below:

| Programme Output Indicators | | 2007 | 2008 | 2009 | 2010 | 2011 | 2012 | 2013 | 2014 | 2015 | 2016 | Total |
|---|-------------|------|------|------|------|------|------|------|------|------|------|-------|
| Joint cooperation projects on development of skills and knowledge | Achievement | 0 | 0 | 0 | 0 | 1 | 13 | 3 | | | | |
| | Target 2016 | 15 | | | | | | | | | | |
| | Baseline | 7 | | | | | | | | | | |
| Training places created | Achievement | 0 | 0 | 0 | 0 | 4 | 12 | 3 | | | | |
| | Target 2016 | 4 | | | | | | | | | | |
| | Baseline | 1 | | | | | | | | | | |
| People participating in | Achievement | 0 | 0 | 0 | 0 | 202 | 892 | 194 | | | | |

| | | | | | | | | | | | | | |
|---|-------------|------|---|---|---|------|------|-----|--|--|--|--|--|
| training | Target 2016 | 500 | | | | | | | | | | | |
| | Baseline | 905 | | | | | | | | | | | |
| People with enhanced skills | Achievement | 0 | 0 | 0 | 0 | 102 | 706 | 200 | | | | | |
| | Target 2016 | 300 | | | | | | | | | | | |
| | Baseline | 30 | | | | | | | | | | | |
| Management and job-related training courses | Achievement | 0 | 0 | 0 | 0 | 0 | 17 | 1 | | | | | |
| | Target 2016 | 10 | | | | | | | | | | | |
| | Baseline | 4 | | | | | | | | | | | |
| Networking structures created/developed | Achievement | 0 | 0 | 0 | 0 | 21 | 30 | 2 | | | | | |
| | Target 2016 | 5 | | | | | | | | | | | |
| | Baseline | 8 | | | | | | | | | | | |
| People from vulnerable groups trained | Achievement | 0 | 0 | 0 | 0 | 200 | 396 | 14 | | | | | |
| | Target 2016 | 10 | | | | | | | | | | | |
| | Baseline | 20 | | | | | | | | | | | |
| Number of people to people collaboration projects | Achievement | 0 | 0 | 0 | 0 | 12 | 87 | 3 | | | | | |
| | Target 2016 | 35 | | | | | | | | | | | |
| | Baseline | 35 | | | | | | | | | | | |
| Number of institutions reached | Achievement | 0 | 0 | 0 | 0 | 63 | 155 | 63 | | | | | |
| | Target 2016 | 250 | | | | | | | | | | | |
| | Baseline | 644 | | | | | | | | | | | |
| Number of people involved | Achievement | 0 | 0 | 0 | 0 | 1198 | 2745 | 480 | | | | | |
| | Target 2016 | 700 | | | | | | | | | | | |
| | Baseline | 2148 | | | | | | | | | | | |

* The table above represents data on the grounds of contracted projects level and successfully finalized activities

Measure 1.2 "Economy Competitiveness increasing":

The indicative activities under this sphere of intervention are: support schemes to facilitate cross border business development initiatives, economic contacts and entrepreneurship by improving the co-operation opportunities of mutual interest across the programming area. Such actions should focus but are not limited to the following key areas: partner-search, general business advice and training, PR activities and awareness raising about market development and conditions across the border, clustering opportunities; development

and/or diversification of cross-border tourism and cultural, natural and historical heritage initiatives in order to promote the programming area as a unique destination; etc.

The indicators which will be used to measure the progress of this Sphere of intervention are shown in the table below:

| Programme Output Indicators | | 2007 | 2008 | 2009 | 2010 | 2011 | 2012 | 2013 | 2014 | 2015 | 2016 | Total |
|---|-------------|------|------|------|------|-------|------|------|------|------|------|-------|
| Business and educational linkages created | Achievement | 0 | 0 | 0 | 0 | 6 | 56 | 29 | | | | |
| | Target 2016 | 20 | | | | | | | | | | |
| | Baseline | 9 | | | | | | | | | | |
| Communities & institutions participating in knowledge economy | Achievement | 0 | 0 | 0 | 0 | 10 | 160 | 44 | | | | |
| | Target 2016 | 10 | | | | | | | | | | |
| | Baseline | 0 | | | | | | | | | | |
| Access to and usage of new technology | Achievement | 0 | 0 | 0 | 0 | 17 | 40 | 3306 | | | | |
| | Target 2016 | 15 | | | | | | | | | | |
| | Baseline | 1 | | | | | | | | | | |
| SMEs involved/ addressed in CBC projects | Achievement | 0 | 0 | 0 | 0 | 14611 | 3446 | 363 | | | | |
| | Target 2016 | 15 | | | | | | | | | | |
| | Baseline | 106 | | | | | | | | | | |
| New jobs created | Achievement | 0 | 0 | 0 | 0 | 27 | 55 | 11 | | | | |
| | Target 2016 | 60 | | | | | | | | | | |
| | Baseline | 0 | | | | | | | | | | |
| Number of projects concerning common cultural heritage | Achievement | 0 | 0 | 0 | 0 | 0 | 0 | 1 | | | | |
| | Target 2016 | 30 | | | | | | | | | | |
| | Baseline | 9 | | | | | | | | | | |
| Tourist destinations created/ developed | Achievement | 0 | 0 | 0 | 0 | 0 | 0 | 0 | | | | |
| | Target 2016 | 15 | | | | | | | | | | |
| | Baseline | 0 | | | | | | | | | | |

¹ The information is presented by the beneficiaries in PPR. The number consists of 1200 SMEs included in a catalog.

| | | | | | | | | | | | | |
|---|-------------|-----|---|---|---|----|---------|----|--|--|--|--|
| Tourist services created/ developed | Achievement | 0 | 0 | 0 | 0 | 0 | 0 | 1 | | | | |
| | Target 2016 | 15 | | | | | | | | | | |
| | Baseline | 5 | | | | | | | | | | |
| Surrounding area of cultural spots improved | Achievement | 0 | 0 | 0 | 0 | 7 | 0 | 0 | | | | |
| | Target 2016 | 10 | | | | | | | | | | |
| | Baseline | 0 | | | | | | | | | | |
| Joint cultural events carried out | Achievement | 0 | 0 | 0 | 0 | 3 | 0 | 3 | | | | |
| | Target 2016 | 30 | | | | | | | | | | |
| | Baseline | 21 | | | | | | | | | | |
| Institutions / bodies reached by Programme activities | Achievement | 0 | 0 | 0 | 0 | 42 | 11 7 | 47 | | | | |
| | Target 2016 | 500 | | | | | | | | | | |
| | Baseline | 25 | | | | | | | | | | |
| Awareness campaigns | Achievement | 0 | 0 | 0 | 0 | 17 | 42 | 20 | | | | |
| | Target 2016 | 25 | | | | | | | | | | |
| | Baseline | 19 | | | | | | | | | | |

Measure 1.3 "Infrastructural support for the improvement of the economic potential of the co-operation area":

The indicative activities under this sphere of intervention are: investments in improvement of small scale infrastructure; elaboration of joint feasibility studies and performing of other preparatory work including elaboration of necessary documentation for investment activities with a cross border impact to apply for funding under different sources.

The indicators which will be used to measure the progress of this Sphere of intervention are shown in the table below:

| Programme Output Indicators | | 2007 | 2008 | 2009 | 2010 | 2011 | 2012 | 2013 | 2014 | 2015 | 2016 | Total |
|--|-------------|------|------|------|------|------|------|------|------|------|------|-------|
| Number of small-scale infrastructural projects | Achievement | 0 | 0 | 0 | 0 | 5 | 7 | 7 | | | | |
| | Target 2016 | 15 | | | | | | | | | | |
| | Baseline | 5 | | | | | | | | | | |
| Feasibility studies prepared | Achievement | 0 | 0 | 0 | 0 | 0 | 1 | 3 | | | | |
| | Target 2016 | 5 | | | | | | | | | | |

| | | | | | | | | | | | | |
|---------------------------------------|-------------|----|---|---|---|---|---|---|--|--|--|--|
| | Baseline | 1 | | | | | | | | | | |
| Preliminary and detailed design works | Achievement | 0 | 0 | 0 | 0 | 2 | 2 | 6 | | | | |
| | Target 2016 | 10 | | | | | | | | | | |
| | Baseline | 6 | | | | | | | | | | |
| Project environmental assessments | Achievement | 0 | 0 | 0 | 0 | 0 | 0 | 1 | | | | |
| | Target 2016 | 2 | | | | | | | | | | |
| | Baseline | 0 | | | | | | | | | | |

* The table above represents data on the grounds of contracted projects level and successfully finalized activities

Qualitative analysis

Based on the preliminary findings, made by the external consultant in the Final report for “On-going evaluation of Bulgaria-Turkey IPA CBC Programme 2007-2013” (submitted in May 2013), it could be concluded that the majority of projects were based on balanced and adequate partnerships and demonstrated clear link between activities and results. Irrespective of their delayed start, which led to multiple project changes (project staff, budget or duration), majority of the projects under the First call for proposals were successfully implemented and the planned outputs were delivered. Envisaged activities were realized with the involvement of the target groups. There was a variety of activities that could be financed under Priority axis 1, which resulted in broad range of outputs.

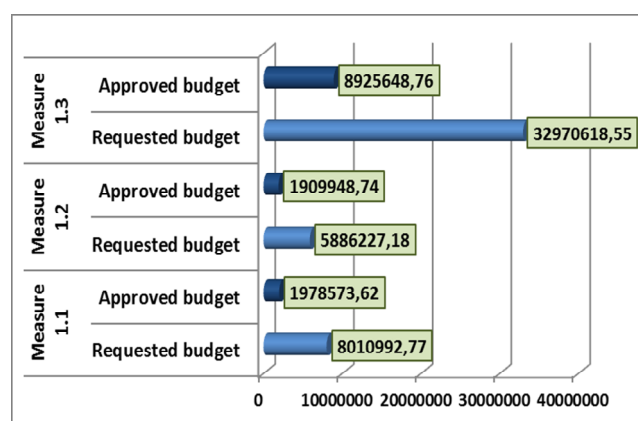
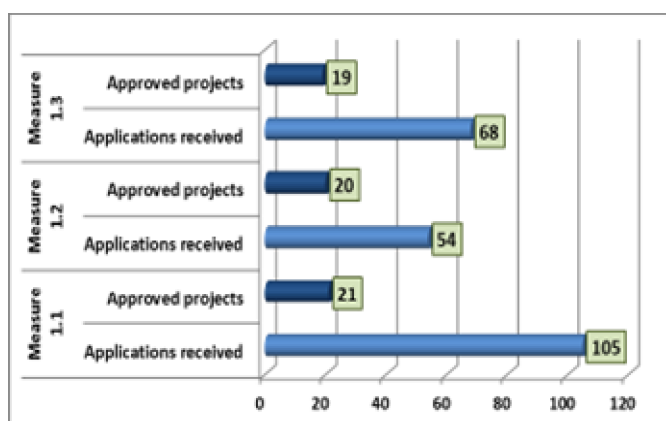
The measures under Priority Axes 1 support the activities in the field of sustainable social and economic development. The priority was attracted by 227 applicants, from which 54 projects with the highest score after assessment and the best quality were financed on the total amount of 11 759 734 euro. The actually contracting amount exceeds the Programme amount for the Priority Axis, due to procedure for overcontracting started in 2013.

The output indicators shows a good degree of achievements, however both for the outputs and programme results indicators there are numerous cases of substantial overachievement of the target values presented in the Programme, attributable on one side to the possible misunderstanding of some of the applicants about the essence of the indicators and on the other hand, as a result of gaps in the programming process that resulted in lower target values and absence of clear baseline values.

The objective for improvement of social development and social cohesion links on both sides of the border was directly addressed by 28 projects, while few projects targeted the assistance for project preparation. Detail information on the results achieved under priority will be given by the ex-post evaluation of the programme.

All details related to the achieved outputs could be found in the database of the MIS of the programme (<https://mis-008.mrrb.government.bg>). All details related to the successfully achieved projects could be found on the Programme web-site (<http://www.ipacbc-bgtr.eu/>).

The graphics bellows illustrate the quantitative data related to Priority Axis 1: Sustainable Social & Economic Development (only successful implemented/finalized projects funded under 1st and 2nd Calls for proposals).



3.1.2. Significant problems encountered and measures taken to overcome them

No significant problems could be encountered in implementing the priority.

3.2. Priority Axis 2 “Improvement of the quality of life”

Objective

To stipulate cooperation for protection of nature and specific fields of environment, protection of historical and cultural heritage as well as provision of assistance in emergency cases.

Measures 2.1 “Protection of environment, nature and historical and cultural heritage”

Measure 2.2 “Capacity building for sustainable use of natural resources, cultural and historical heritage”

3.2.1. Achievement of targets and analysis of the progress

Information on the physical and financial progress of the priority

Following the financial plan for the period 2007-2013 the funds available for the Priority axis 2 amounted to 16 042 412 euro (incl. 13 636 050 euro Community funding and 2 406 362 euro National funding).

The projects under the Priority axis 2 are also selected by open calls for proposals, to which public bodies and non-profit organisations from the border region can apply.

Priority axis 2 attracted a smaller number of good quality applications - 19 projects were financed under Call 1 and 21 projects under Call 2.

During 2013, 5 projects funded by the First Call were being implemented and finished under Priority Axis 2. Both were under Measure 2.1. "Protection of environment, nature and historical and cultural heritage". The contracted value of those projects was: 2 842 366,06 €.

During 2013, 21 project funded by the Second Call were being implemented under Priority Axis 2. Out of them 13 were under Measure 2.1 "Protection of environment, nature and historical and cultural heritage" and 8 under Measure 2.2 "Capacity building for sustainable use of natural resources, cultural and historical heritage". The total contracted value of those projects amounted to 5,64 million euro. From them, five were completed until the end of 2013, on the total contracted amount of 0,64 million euro.

Financial progress of projects under Priority axis 2, as of 31st of December 2013 (in euro):

| Call for Proposals | Contracts | Total contracts amount | Advance payments | Interim and final payments | Total payments |
|------------------------------------|-----------|-------------------------------|-------------------------------|-------------------------------|-------------------------------|
| | | (IPA + national co-financing) | (IPA + national co-financing) | (IPA + national co-financing) | (IPA + national co-financing) |
| 1 st Call for proposals | 18 | 4 921 689 | 1 004 152 | 2 864 509 | 3 868 661 |
| 2 nd Call for proposals | 21 | 5 649 940 | 1 119 981 | 402 973 | 1 522 954 |
| TOTAL | 39 | 10 571 629 | 2 164 133 | 3 267 482 | 5 391 615 |

Measure 2.1 "Protection of environment, nature and historical and cultural heritage":

The indicative activities under this sphere of intervention are: development of feasibility studies and other preparatory work including elaboration of necessary documentation for investment activities with clear cross border impact. A special focus will be given to preparation of projects related to improvement of environment and nature, emergency readiness, protection of historical and cultural heritage, for development of waste water treatment plants and solid waste infrastructure, cross border collaboration and joint activities and cooperative schemes for early warning and prevention of floods as well as water resources management; investments in development of small-scale infrastructure with a clear cross-border effect for protection of

natural, cultural and historical heritage, as well as for risk prevention; restoration activities: Restoration of historical buildings and other forms of constructions; including survey, preparation of projects and construction.

The indicators which will be used to measure the progress of this Sphere of intervention are shown in the table below and represents data on the grounds of contracted projects level and successfully finalized activities :

| Programme Output Indicators | | 2007 | 2008 | 2009 | 2010 | 2011 | 2012 | 2013 | 2014 | 2015 | 2016 | Total |
|--|-------------|------|------|------|------|------|------|------|------|------|------|-------|
| Number of joint environmental friendly projects | Achievement | 0 | 0 | 0 | 0 | 0 | 4 | 5 | | | | |
| | Target 2016 | 30 | | | | | | | | | | |
| | Baseline | 3 | | | | | | | | | | |
| Joint Eco-itineraries created/ developed | Achievement | 0 | 0 | 0 | 0 | 0 | 3 | 2 | | | | |
| | Target 2016 | 15 | | | | | | | | | | |
| | Baseline | 5 | | | | | | | | | | |
| Partnerships for cases of natural disasters established | Achievement | 0 | 0 | 0 | 0 | 0 | 0 | 1 | | | | |
| | Target 2016 | 2 | | | | | | | | | | |
| | Baseline | 1 | | | | | | | | | | |
| Environmental management plans | Achievement | 0 | 0 | 0 | 0 | 0 | 2 | 23 | | | | |
| | Target 2016 | 2 | | | | | | | | | | |
| | Baseline | 2 | | | | | | | | | | |
| Networks for environmental and cultural/historical heritage protection and reasonable utilization of resources | Achievement | 0 | 0 | 0 | 0 | 1 | 6 | 10 | | | | |
| | Target 2016 | 6 | | | | | | | | | | |
| | Baseline | 12 | | | | | | | | | | |
| Number of small-scale infrastructural projects concerning environmental and cultural heritage protection | Achievement | 0 | 0 | 0 | 0 | 0 | 8 | 3 | | | | |
| | Target 2016 | 15 | | | | | | | | | | |
| | Baseline | 3 | | | | | | | | | | |
| Feasibility studies prepared | Achievement | 0 | 0 | 0 | 0 | 1 | 3 | 2 | | | | |
| | Target 2016 | 5 | | | | | | | | | | |
| | Baseline | 8 | | | | | | | | | | |
| Preliminary and detailed design works | Achievement | 0 | 0 | 0 | 0 | 0 | 7 | 14 | | | | |
| | Target 2016 | 10 | | | | | | | | | | |

| | | | | | | | | | | | | |
|-----------------------------------|-------------|---|---|---|---|---|---|-----|--|--|--|--|
| | Baseline | 1 | | | | | | | | | | |
| Project environmental assessments | Achievement | 0 | 0 | 0 | 0 | 0 | 4 | 104 | | | | |
| | Target 2016 | 2 | | | | | | | | | | |
| | Baseline | 1 | | | | | | | | | | |

Measure 2.2 "Capacity building for sustainable use of natural resources, cultural and historical heritage"

The indicative activities under this sphere of intervention are: development and implementation of joint activities including information and awareness campaigns and exchange of know-how in the fields of environmental & nature protection, emergency readiness, protection of cultural and historical heritage.

The indicators which will be used to measure the progress of this Sphere of intervention are shown in the table below:

| Programme Output Indicators | | 2007 | 2008 | 2009 | 2010 | 2011 | 2012 | 2013 | 2014 | 2015 | 2016 | Total |
|---|-------------|------|------|------|------|----------|---------|---------|------|------|------|-------|
| Number of awareness campaigns carried | Achievement | 0 | 0 | 0 | 0 | 3 | 19 | 19 | | | | |
| | Target 2016 | 15 | | | | | | | | | | |
| | Baseline | 13 | | | | | | | | | | |
| Number of institutions involved in joint activities and exchange of know-how; | Achievement | 0 | 0 | 0 | 0 | 3 | 80 | 86 | | | | |
| | Target 2016 | 30 | | | | | | | | | | |
| | Baseline | 13 | | | | | | | | | | |
| Number of people reached by joint information and awareness campaigns | Achievement | 0 | 0 | 0 | 0 | 251 000* | 20 84 0 | 88 85 8 | | | | |
| | Target 2016 | 500 | | | | | | | | | | |
| | Baseline | 952 | | | | | | | | | | |

The table above represents data on the grounds of contracted projects level and successfully finalized activities. The information is reported by the beneficiaries in PPR. The value for the indicators represents the number of newspapers' copies distributed on regional level.

Qualitative analysis

The conclusions of the consultant in the Final evaluation report for "On-going evaluation of Bulgaria-Turkey IPA CBC Programme 2007-2013" (submitted in May 2013) are that the majority of projects implemented under this Priority axis were also based on balanced and adequate partnerships and demonstrated clear link

between activities and results. There was a variety of activities that could be financed under Priority axis 2, which resulted in broad range of outputs.

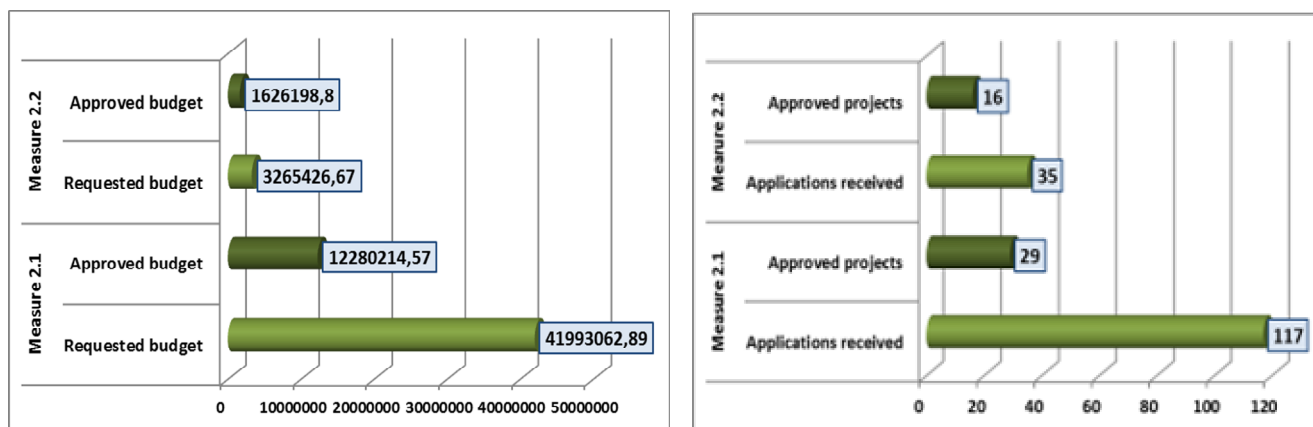
The analysis of the progress under Priority Axis 2 shares the same logic as the analysis for Priority Axis 1. The number of output indicators under Priority Axis 2 is 12, which is a more reasonable number than the 26 indicators under Priority Axis 1. The smaller number of indicators under this Priority axis follows EC's guidance on decreasing the number of indicators in the systems of indicators.

The analysis of the outputs shows similar results to the ones from the analysis of Priority Axis 1. As a whole the Programme is reaching the output objectives for Priority Axis 2. The target values of 6 of the indicators have not yet been reached, but for most of them it is expected that the targets will be easily reached.

There were no identified risks as concerns the achievement of the target values of the 3 result indicators for Priority Axis 2. Detailed analysis of the real achievement of the output and result indicators is only possible after the finalization of all projects implemented under the three Calls for proposals.

All details related to the achieved outputs could be found in the database of the MIS of the Programme (<https://mis-008.mrrb.government.bg>). The information is also available in the relevant project progress reports.

The graphics belows illustrate the quantitative data related to Priority Axis 2: Improvement of the Quality of Life (only successful implemented/finalized projects funded under 1st and 2nd Calls for proposals).



3.2.2. Significant problems encountered and measures taken to overcome them

No significant problems could be encountered in implementing the priority.

4. Major projects (if applicable)

Not applicable – no major projects were financed under the Programme during the reported period.

5. Technical Assistance

The aim of the Technical assistance (TA) is to ensure an effective Programme management and information flow, thus improving the quality of cross-border cooperation and management tools. The priority axis “Technical Assistance” finances the preparatory, management, monitoring, evaluation, information and control activities of the Programme as well as activities to reinforce the administrative capacity for implementing the Programme, promotion of the Programme, awareness raising, pro-active project generation, etc. For the period 2007-2013 amount of 2 507 906 euro Community funding is available for Priority axis “Technical Assistance”.

➤ Sphere of intervention 3.1 Overall administration and evaluation of the Programme

The objective of this sphere of intervention ensures:

- Support to the Managing Authority and Joint Technical Secretariat for tasks related to preparation of the necessary documents, appraisal and selection of projects, monitoring and evaluation of activities, control and audit of the Programme including daily allowances, travel accommodation costs covering the expenses for the participants from Bulgaria and Turkey (representatives of the MA, JTS, CA, AA, JMC, persons who are not directly involved, for example interpreters, drivers etc.) in events concerning the Programme.
- Determinate administrative costs concerning the JTS (Main and Branch offices) including rent of premises, repair works furniture and equipment, expenditures for electricity, heating, phones, water, consumables etc., as well as staff remuneration costs for the JTS (Main and Branch offices).

In order to implement the activities under Priority axis 3 – Technical assistance, an Annual technical assistance plan is prepared by the MA, together with the other structures involved in the Programme implementation. The Annual Technical Assistance Plan is designed to provide detailed information about the Programme related activities envisaged to be carried out by the Managing Authority (MA), the National Authority (NA) and the Joint Technical Secretariat (JTS) under Priority axis 3 - Technical assistance of Bulgaria – Turkey IPA Cross-Border Programme and is subject of approval by the JMC.

Total budget forecast for 2013 is amounted to 924 303 euro, from which 525 748 euro allocated for MA and 398 555 euro for NA. The detailed indicative breakdown of budget for 2013 was approved by JMC on 16.01.2013.

The 2013 TA budget encompasses administrative expenditures, travel and accommodation expenditures, meetings, trainings, promotional events, information and publicity, external expertise, supply, maintenance of equipment and other expenditures.

Summarized information concerning the functioning of the Joint Technical Secretariat in Haskovo:

The JTS main office's creation and its development since 2010 was described in details in the Annual Implementation Report for the year 2012.

Until the end of 2013 the JTS Antenna office was not functioning. The tasks of JTS Antenna Office were fulfilled by NA and JTS main office. In December 2013 the work of the JTS branch office was resumed by

appointing three experts: one project management expert, one assistant project management expert and one monitoring and financial expert.

➤ **Sphere of intervention 3.2 Publicity and communication**

The objective of this sphere of intervention encompasses:

- Preparation, translation and dissemination of the Programme related information and publicity materials including but not limited to the Programme website, official Programme documents, procedure manuals, bulletins, brochures, posters, etc.; as well as expenses for consumables as paper, files, folders, cases, diskettes, compact disks, etc.

- Organisation of public events as conferences, seminars, workshops, round table discussions, trainings for beneficiaries, networking and awareness-raising events, Info days, partner search forums etc. including rent of halls and equipment (audio-, video-, translation- equipment), expenses for interpreters, lecturers, trainers (should not be persons involved in the Programme); expenses for coffee breaks, refreshments, business dinners and lunches for all participants in the events;

- Purchase of advertising materials as CDs, USBs, hats, bags, note books, folders etc. as well as expenses for publications in radio, TV and press.

The 2013 TA budget encompasses administrative expenditures, travel and accommodation expenditures, meetings, trainings, promotional events, information and publicity, external expertise, supply, maintenance of equipment and other expenditures.

The main activities carried out under priority axis "Technical assistance" within 2013 are as follows:

✓ **Trainings for the Programme staff**

During 2013, MA, NA and JTS staff attended to various thematic seminars and training events organized by INTERACT in order to acquire practical knowledge and information, to share their experience with colleagues from other European territorial cooperation Programmes in the field of management techniques, financial issues, European regulations, communication, strategic orientation, policy development, etc.

✓ **Trainings for First Level Controllers & Assessories:**

The training for the First Level Controllers took place in Sofia, Bulgaria three times during 2013:

- On 31st May 2013 in Sofia, Bulgaria, premises of the Ministry of Regional Development: Training sessions encompass three main modules related to requirements regarding documentations, check-lists and reporting of activities carried out by First level controllers, eligibility of expenditures and requirements regarding documentation of the checks, requirements for documentation of the checks on the procedures for selection of contractor, etc.
- On 25th of June 2013 in Haskovo, Bulgaria and on 28th June 2013 in Sofia, Bulgaria: Trainings for the external assessors were held by the MA and NA representatives. The trainings for assessors were conducted

before the start of technical and quality assessment phase of the assessment process for the project applications under the Third Call for proposals.

✓ Regarding expenditures for external expertise

In 2013 the Technical Assistance budget was mainly used for remuneration of First Level Controllers appointed to perform checks of expenditures made by the beneficiaries from Bulgaria.

On 13th of November 2012 a service contract was signed with external consultant for conducting of On-going evaluation of Bulgaria-Turkey IPA CBC programme (2007-2013). The contract has been implemented by Consortium "ECORYS-FED" until July 2013, when the final report with its exclusive summary was submitted to MA. The contract has been finalised in 2013.

✓ Programming for the period 2014-2020

Regarding the new programming period 2014-2020 the MA opened a call (restricted service tender procedure) for awarding a contract for preparation of IPA Cross-border cooperation Programmes 2014-2020 for which the Bulgarian side will act as a Managing Authority.

The tender procedure was announced in 2012 and after successful assessment the contract for preparation of Bulgaria-Turkey IPA Cross-border cooperation Programmes 2014-2020 was award to Consortium between Project Planning and Management Ltd (BG) and ÖeAR Regionalberatung GmbH (AT), Consulting & Management Ltd. (SK), Austrian Institute for Regional Studies and Spatial Planning (ÖIR) (AT), and Pliska Consulting Ltd. (BG). The contract is issued on 09.12.2013 with period of implementation – 7 months.

The main objectives of the consultancy activities encompass elaboration of Bulgaria – Turkey IPA Cross-border Programme 2014 – 2020 in compliance with requirements for cooperation Programmes as set out in the relevant EU regulations and taking into account the specificities of the Programme area and respecting the principle of multi-level governance. The consultancy tasks cover elaboration of situation analysis of the eligible Programme area; drawing up the SWOT analysis of the eligible Programme area; laying down the strategy of the future cross-border Programme; elaboration of indicator table of the Programme, financial plan; examining and referencing the potential links of the Programme with other development Programmes and policies of the 2014-2020 financial perspective; description of appropriate application of horizontal principles; participation within Joint Working Group meetings; organization of regional consultations to Programme stakeholders; ensure compliance with recommendations of the ex-ante evaluation and the strategic environmental assessment. The official start of preparing the Bulgaria - Turkey 2014-2020 IPA CBC Programme was launched successfully after the receipt in October 2013 of the final European Commission decision on the geographical scope of the future IPA CBC Programmes, managed by the Republic of Bulgaria for programming period 2014-2020² (Immediately after receipt of the decision on the territorial scope of the future

² The initial proposal of the Commission services of December 2012 was for the period 2014 – 2020 these three cross-border areas to be merged into one programme territory composed of regions from Bulgaria, Serbia, Former Yugoslav Republic of Macedonia and Turkey in one quadrilateral IPA CBC programme called "Bulgaria - Gateway". After about a year of intensive correspondence,

programme for IPA CBC between Bulgaria and Turkey on 11.26.2013 was held the first meeting of the Joint Working Group (JWG) for the preparation of the future IPA CBC Programme. DG "Territorial Cooperation Management " (DG TCM) within the Ministry of Regional Development (MRD) coordinates the activities of the JWG (according to Art. 6 of Decision № 5 of the Council of Ministers of 18.01.2012).

6. Information and publicity

The focus of the information and publicity strategy is centred on increasing the awareness and promoting the positive work of the Programme. For the purposes of implementation of the information and publicity strategy, a detailed Communication Plan is elaborated and approved simultaneously with programme approval. The aim of the Communication Plan is to ensure broad dissemination of the information about the programme, to guarantee the transparency of the programme's implementation and to increase the awareness of the local stakeholders about the programme's possibilities. The implementation of the Communication plan is responsibility of the Managing Authority, National Authority and JTS.

The Communication plan for year 2013 was structured in three major priorities: website, promotional materials and events. The latter consisted of Information seminars, Active training and Publicity campaign. During the reporting period the most of the Communication activities were carried out, as planned and the relevant targets were reached.

Annex II presents a comprehensive list on communication and information activities during 2013.

➤ Programme Website



meetings and discussions among the interested parties, the EC decided to keep the bilateral nature of the three IPA CBC programmes Managing Authority of which will be in Bulgaria for the period 2014 - 2020.

The Programme website www.ipacbc-bgtr.eu was released in the end of August 2009 and it was the most useful and cheap tool for promoting the Programme and spread information to the beneficiaries (active and potential) and the public in general. The website includes comprehensive information on the Programme and its Priority axes, accompanied by all documents concerning Programme implementation. The website has been regularly updated with relevant information on the Programme (events, news, documentation etc.). The website also includes a tool for partners search with project partner database, thereby facilitating the integration among actors and promoting joint activities and ideas.

Although the Programme website proved to be a valuable Programme communication and promotion tool, there is a room for improvement in terms of functionality and design. During the period under review three new sections were added to the website: “Successes”; “Procurement procedure” and “2014 – 2020”.

During 2013 the official website of the Programme was one of the main publicity tools used to promote the Programme and disseminate the relevant information. The unique website visits for 2013 are 36 956, compared to the 38 190 for 2012. The monthly picture of visits shows that its peak is reached in March 2013 with the Information events conducted under the third call for proposals with 6 355 unique website and the interest remains in April 2013 with the extension of the deadline for submission of project proposals under the Third call with 4 829 unique website. The interest again increases in October and November 2013 with the start of the pre-contracting activities.

For all of the planned website activities the planned values were exceeded. This goes especially for the number of unique visits 38 times, the number of e-mails received through website contact details – more than 10 times and the number of requests for partnership in the website nearly 12 times.

In order to ensure broad publicity, information on the Programme has been also disseminated through regional and national websites as well as on the websites at the European level:

- www.mrrb.government.bg - Ministry of Regional Development of the Republic of Bulgaria
- www.ab.gov.tr - Ministry for EU Affairs of the Republic of Turkey
- www.eufunds.bg – EU Structural Funds website

➤ **Promotional materials**

During the reporting period of year 2013 no promotional materials were prepared. Previously produced promotional materials were distributed to the potential applicants and beneficiaries via information days, Partnership forum and trainings organized and via consultations provided to the partners.

As it was stated above the supply for the promotional materials was failure and lack of promotional materials was compensated on the behalf of materials left from the previous 2012 tender and purchase of materials for each separate event organised under the Programme. Nevertheless the lack of promotional materials did not lead to lower quality of the introduced communication activities.

➤ **Information seminars**



- The Third Call for proposals under the Bulgaria-Turkey IPA Cross-border Cooperation Programme was launched on 11 of February 2013. Following the launch of the call, four Info Days and one Partnership Forum in the border region have been organized:

- JTS in cooperation with the Managing Authority have organized two Info Days in Bulgaria, which were held in Haskovo on 28 February 2013 and on 26 March 2013 in Yambol, for potential applicants under the Third Call for proposals. Totally 123 potential applicants had an opportunity to receive a brief information about the results of the First and Second Call and a detailed information on the Third Call such as topics on guidelines for applicants, eligibility criteria, assessment of proposals and etc. A special training session for potential applicants regarding the application pack (application form and annexes) and general requirements for submission of the proposals and a workshop session were also performed within these events.

- JTS, in cooperation with the National Authority, have organized "Info Day" under the Third Call in Kırklareli, Turkey. 100 Turkish potential applicants have attended to the event held on 29th March 2013 and receiving detailed information on the guidelines for applicants and participating to a special training session for potential applicants regarding the application pack (application form and annexes) and general requirements for submission of the proposals.

- On 14 March 2013, following an Info Day in Edirne, a Partnership Forum under the Third Call was held in the State Conservatory Hall of Trakya University in Edirne, where 201 potential applicants have met all together with representatives from the Programme authorities as well as other economic, social and environmental partners from the both border regions. During the Forum, beneficiaries under the First and Second Call have shared their partnering experiences and the potential applicants have exchanged information on their partner needs as well as their project ideas within the 'meet and greet' session. Following the networking activities, in the afternoon session, round table discussions (area of interventions as focal points) and partnering meetings were performed where potential applicants had an opportunity to establish new contacts as well as new partnerships within their projects.

- For second consecutive year on 21st September 2013 the European Cooperation Day was celebrated under the Bulgaria-Turkey IPA Cross-border Programme. Under the motto **"Together to the top"** a joint climbing was carried out of the highest peak in the cross-border area – Mahya tepe near the village of Yenice, Kırklareli, Turkey. More than 75 participants from mountaineering and sport clubs from Haskovo, Yambol, Burgas, Edirne and Kırklareli took part in this year's celebration of the **EC Day 2013 – Be part of it!** The EC Day event contributed to establishing contacts between the representatives of sports and mountaineering clubs from Bulgaria and Turkey for future joint initiatives and projects

These events were an excellent opportunity for promotion of the Programme in general and also for exchanging experiences and best practices.

➤ **Publicity campaign**

In addition to the promotion through the Programme website and the websites of the official institutions directly related to the Programme, both the Programme and the projects funded were popularized through specific Programme press-releases (in all the three languages), online publications (other than on the Programme website), radio advertisements, video and television clips, publicities in local and national newspapers.

Planned activities and the indicators of the publicity campaign were fulfilled and most of its planned values were overachieved.

Three press advertisements were published in national/local newspapers on 11th February 2013: in Bulgaria's "Tvoiat den", "Novinar" and "Haskovska Maritsa" which are promoting the launch of the Third Call for proposals. Additionally newspaper publishing issues (press clipping) and news published on electronic media were collected which are related to the Programme events namely Information seminars, Trainings, JMC meetings, etc.

➤ **Active Training**

- During the reporting period, active **trainings for potential applicants** concerning preparation of the good quality applications under the Third Call for Proposals were organized together with Info Days as a part of their Agendas. Thus, while the activities provided information on the general Programme rules and Guidelines of the Third Call, the training was focused on the Application Pack for Project Proposals and how to fill the Application Form & Annexes. 424 potential applicants attending to Info Days organized under the Third Call for proposals had opportunity to receive such training.

- Two training seminars **"Project implementation"** for successful beneficiaries under the 2nd Call for proposals have been organized during 2013.

The Training seminar for Bulgarian beneficiaries was organised by the JTS, in cooperation with the Managing Authority and took place on 16th October 2013 in Haskovo and it was attended by 48 representatives of 21 different partners. The project partners were trained on all the aspects of project implementation, following the structure of the Project Implementation Manual for beneficiaries under Bulgaria – Turkey IPA Cross-Border Programme and main points in the project implementation cycle.

The Training seminar **"Project implementation"** for Turkish beneficiaries was organised by the JTS, in cooperation with the National Authority. 57 representatives of Turkish partners have attended to the event held on 31 January 2013 in Edirne, Turkey.

- Several meetings with all risky projects under the 1st and 2nd Call for proposals has been conducted by JTS experts, consulting the beneficiaries for resolving of detected problems on smoothly project implementation.

- During 2013, variety of activities included in the Communication plan have been organized and performed accordingly: various types of promotional materials have been disseminated to the target audience, the Programme Web site has been redesigned and maintained, and trainings for beneficiaries have been successfully organized. The mass media campaign and the participation of different events greatly contributed to the successful promotion of Programme and the Call for proposals. The Programme' visual identity and graphics standards have been maintained and widely disseminated to all the Programme's stakeholders.

More information about the communication and information activities during 2013 could be found in Annex II to this report.

Indicators for communication and publicity measures

| | Activity | Indicator | 2007 | 2008 | 2009 | 2010 | 2011 | 2012 | 2013 | 2014 | 2015 | 2016 | Total |
|-------------------|---|---|---------------|------|------|------|-------|-------|-------|------|------|------|-------|
| Programme Website | General awareness of the public about the Programme | ▪ No. of unique web-site visits | 0 | 0 | 6300 | 7071 | 27300 | 38190 | 36956 | | | | |
| | | Target 2016 | 1000 per year | | | | | | | | | | |
| | | Baseline | 0 | | | | | | | | | | |
| | | ▪ No. of e-newspapers published/ distributed | 0 | 0 | 0 | 0 | 1 | 0 | 6 | | | | |
| | | Target 2016 | 2 per year | | | | | | | | | | |
| | | Baseline | 0 | | | | | | | | | | |
| | | ▪ No. of e-newspapers' recipients | 0 | 0 | 0 | 0 | 100 | 0 | | | | | |
| | | Target 2016 | 200 per year | | | | | | | | | | |
| | | Baseline | 0 | | | | | | | | | | |
| | Partners' search facility | ▪ No. of request for partnerships in web-site | 0 | 0 | 53 | 0 | 139 | 118 | | | | | |
| | | Target 2016 | 10 | | | | | | | | | | |
| | | Baseline | 0 | | | | | | | | | | |
| | Contact details | ▪ No. of e-mails received through web-site contact form | 0 | 0 | 0 | 0 | 15 | 17 | 20 | | | | |
| | | Target 2016 | 2 per year | | | | | | | | | | |
| | | Baseline | 0 | | | | | | | | | | |
| | | ▪ No. of e-mails received through web-site contract details | 0 | 0 | 0 | 0 | 1050 | 1028 | | | | | |
| | | Target 2016 | 100 per year | | | | | | | | | | |
| | | Baseline | 0 | | | | | | | | | | |
| | Information for mass media | ▪ No. of news/information for mass media | 0 | 0 | 0 | 0 | 6 | 3 | 8 | | | | |
| | | Target 2016 | 2 per year | | | | | | | | | | |
| | | Baseline | 0 | | | | | | | | | | |
| | | ▪ No. of press packs distributed | 0 | 0 | 0 | 0 | 6 | 5 | | | | | |
| | | Target 2016 | 10 | | | | | | | | | | |

| | Activity | Indicator | 2007 | 2008 | 2009 | 2010 | 2011 | 2012 | 2013 | 2014 | 2015 | 2016 | Total |
|----------|---------------------------------------|-----------------------------------|------------------|------|------|------|------|------|-------|------|------|------|-------|
| Seminars | | Baseline | 0 | | | | | | | | | | |
| | | ▪ No. of press reports published | 0 | 0 | 0 | 0 | 6 | 3 | | | | | |
| | | Target 2016 | 5 | | | | | | | | | | |
| | | Baseline | 0 | | | | | | | | | | |
| | Leaflets | ▪ Number of leaflets produced | 0 | 0 | 0 | 0 | 0 | 1000 | 0 | | | | |
| | | Target 2016 | 500 per call | | | | | | | | | | |
| | | Baseline | 0 | | | | | | | | | | |
| | | ▪ No. of leaflets distributed | 0 | 0 | 0 | 0 | 250 | 900 | 100 | | | | |
| | Brochures | Target 2016 | 500 per call | | | | | | | | | | |
| | | Baseline | 0 | | | | | | | | | | |
| | | ▪ Number of brochures produced | 0 | 0 | 750 | 0 | 0 | 1000 | 0 | | | | |
| | | Target 2016 | 500 per call | | | | | | | | | | |
| | Posters & banners | Baseline | 0 | | | | | | | | | | |
| | | ▪ Number of brochures distributed | 0 | 0 | 300 | 150 | 300 | 850 | 150 | | | | |
| | | Target 2016 | 500 per call | | | | | | | | | | |
| | | Baseline | 0 | | | | | | | | | | |
| | Other promotional materials (gadgets) | ▪ Number of posters | 0 | 0 | 2 | 0 | 0 | 1000 | 0 | | | | |
| | | Target 2016 | 100 | | | | | | | | | | |
| | | Baseline | 0 | | | | | | | | | | |
| | | ▪ Number of banners | 0 | 0 | 0 | 0 | 0 | 2 | 0 | | | | |
| | | Target 2016 | 2 | | | | | | | | | | |
| | | Baseline | 0 | | | | | | | | | | |
| | | ▪ Number of materials prepared | 0 | 0 | 2350 | 0 | 0 | 6000 | 0 | | | | |
| | | Target 2016 | 100 of each kind | | | | | | | | | | |
| | | Baseline | 0 | | | | | | | | | | |
| | | ▪ Number of materials distributed | 0 | 0 | 1000 | 500 | 813 | 5000 | 500 | | | | |
| | | Target 2016 | 100 of each kind | | | | | | | | | | |
| | | Baseline | 0 | | | | | | | | | | |
| Seminars | Info-days | ▪ No. of info-days conducted | 0 | 0 | 0 | 0 | 4 | 0 | 4 | | | | |
| | | Target 2016 | 2 | | | | | | | | | | |

| | Activity | Indicator | 2007 | 2008 | 2009 | 2010 | 2011 | 2012 | 2013 | 2014 | 2015 | 2016 | Total |
|--------------------|----------------------|---|-----------------|------|------|------|------|------|-------|------|------|------|-------|
| | | Baseline | 0 | | | | | | | | | | |
| | | ▪ No. of organizations/bodies invited | 0 | 0 | 200 | 0 | 150 | 0 | 180 | | | | |
| | | Target 2016 | 40 per info day | | | | | | | | | | |
| | | Baseline | | | | | | | | | | | |
| | | ▪ Number of organizations/bodies attending | 0 | 0 | 126 | 150 | 215 | 0 | 220 | | | | |
| | | Target 2016 | 20 per info day | | | | | | | | | | |
| | | Baseline | 0 | | | | | | | | | | |
| | | ▪ No. of journalists invited | 0 | 0 | 0 | 0 | 48 | 0 | 50 | | | | |
| | | Target 2016 | 10 per info day | | | | | | | | | | |
| | | Baseline | 0 | | | | | | | | | | |
| | | ▪ No. of journalists attended | 0 | 0 | 0 | 0 | 12 | 0 | 15 | | | | |
| | | Target 2016 | 5 per info day | | | | | | | | | | |
| | | Baseline | 0 | | | | | | | | | | |
| | | ▪ Percentage of participants that subsequently submit applications | 0 | 0 | 0 | 0 | 37 | 0 | 29 | | | | |
| | | Target 2016 | 10% per call | | | | | | | | | | |
| Publicity campaign | Print media campaign | Baseline | 0 | | | | | | | | | | |
| | | ▪ Number of newspapers publishing issue(s) concerning the Programme | 0 | 0 | 5 | 0 | 55 | 55 | | | | | |
| | | Target 2016 | 4 per campaign | | | | | | | | | | |
| | Press conferences | Baseline | 0 | | | | | | | | | | |
| | | ▪ No. of press conferences | 0 | 0 | 0 | 0 | 0 | 3 | 4 | | | | |
| | | Target 2016 | 2 per year | | | | | | | | | | |
| | | Baseline | 0 | | | | | | | | | | |
| | | ▪ No. of journalists invited | 0 | 0 | 0 | 0 | 0 | 20 | 30 | | | | |
| | | Target 2016 | 10 per event | | | | | | | | | | |
| | | Baseline | 0 | | | | | | | | | | |
| | | ▪ No. of journalists attended | 0 | 0 | 0 | 0 | 0 | 11 | 15 | | | | |
| | | Target 2016 | 5 per event | | | | | | | | | | |
| | Press releases | Baseline | 0 | | | | | | | | | | |
| | | ▪ No. of press releases | 0 | 0 | 0 | 0 | 6 | 3 | 8 | | | | |

| | Activity | Indicator | 2007 | 2008 | 2009 | 2010 | 2011 | 2012 | 2013 | 2014 | 2015 | 2016 | Total |
|-----------------|--|--|----------------|------|------|------|------|------|-------|------|------|------|-------|
| | | prepared | | | | | | | | | | | |
| | | Target 2016 | 2 per year | | | | | | | | | | |
| | | Baseline | | | | | | | | | | | |
| | | ▪ No. of press releases distributed | 0 | 0 | 0 | 0 | 6 | 3 | 8 | | | | |
| | | Target 2016 | 2 per event | | | | | | | | | | |
| | | Baseline | | | | | | | | | | | |
| | | ▪ No. of press releases published | 0 | 0 | 0 | 0 | 6 | 3 | 8 | | | | |
| | | Target 2016 | 2 pe revent | | | | | | | | | | |
| | | Baseline | 0 | | | | | | | | | | |
| | Press Advertisements | ▪ No. of Advertisements published | 0 | 0 | 0 | 0 | 5 | 0 | 5 | | | | |
| | | Target 2016 | 1 per call | | | | | | | | | | |
| | | Baseline | 0 | | | | | | | | | | |
| | | ▪ Percentage of recipients that subsequently call the JTS | 0 | 0 | 0 | 0 | 10 | 0 | | | | | |
| | | Target 2016 | 5% per call | | | | | | | | | | |
| | | Baseline | 0 | | | | | | | | | | |
| | | ▪ Percentage of recipients that subsequently submit applications | 0 | 0 | 0 | 0 | 5 | 0 | ... | | | | |
| | | Target 2016 | 2% per call | | | | | | | | | | |
| | | Baseline | 0 | | | | | | | | | | |
| | TV or Radio Campaign | ▪ No. of TV or Radio campaign | 0 | 0 | 0 | 0 | 0 | 0 | 0 | | | | |
| | | Target 2016 | 1 per year | | | | | | | | | | |
| | | Baseline | 0 | | | | | | | | | | |
| Active Training | For Potential Applicants concerns preparation of the good quality applications | ▪ No. of the trainings organized | 0 | 0 | 4 | 0 | 4 | 0 | 4 | | | | |
| | | Target 2016 | 1 before subm. | | | | | | | | | | |
| | | Baseline | 0 | | | | | | | | | | |

| | Activity | Indicator | 2007 | 2008 | 2009 | 2010 | 2011 | 2012 | 2013 | 2014 | 2015 | 2016 | Total |
|--|--|---|--------------------------------------|------|------|------|------|------|------|------|------|------|-------|
| | | ▪ No. of people invited | 0 | 0 | 100 | 0 | 382 | 0 | 450 | | | | |
| | | Target 2016 | 40 per training | | | | | | | | | | |
| | | Baseline | 0 | | | | | | | | | | |
| | | ▪ No. of participants | 0 | 0 | 150 | 0 | 349 | 0 | 424 | | | | |
| | | Target 2016 | 30 per training | | | | | | | | | | |
| | | Baseline | 0 | | | | | | | | | | |
| | | ▪ No. of speakers | 0 | 0 | 6 | 0 | 12 | 0 | 9 | | | | |
| | | Target 2016 | 2 per training | | | | | | | | | | |
| | | Baseline | 0 | | | | | | | | | | |
| | | ▪ No. of topics covered | 0 | 0 | 4 | 0 | 4 | 0 | 4 | | | | |
| | | Target 2016 | 2 per training | | | | | | | | | | |
| | | Baseline | 0 | | | | | | | | | | |
| | | ▪ No. of documents distributed | 0 | 0 | 150 | 0 | 349 | 0 | 424 | | | | |
| | | Target 2016 | 30 per training | | | | | | | | | | |
| | | Baseline | 0 | | | | | | | | | | |
| | | ▪ No. of completed questionnaires | 0 | 0 | 0 | 0 | 61 | 0 | 121 | | | | |
| | | Target 2016 | 30 per training | | | | | | | | | | |
| | | Baseline | 0 | | | | | | | | | | |
| | | ▪ Percentage of participant that subsequently submit applications | 0 | 0 | 30 | 0 | 35 | 0 | 29 | | | | |
| | | Target 2016 | 10% of the participant from training | | | | | | | | | | |
| | | Baseline | 0 | | | | | | | | | | |
| | | ▪ Percentage of good quality applications | 0 | 0 | 0 | 0 | 0 | 0 | 90 | | | | |
| | | Target 2016 | 5% per training | | | | | | | | | | |
| | | Baseline | 0 | | | | | | | | | | |
| | For Beneficiaries concerns project implementation issues | ▪ No. of the trainings organized | 0 | 0 | 2 | 0 | 4 | 1 | 2 | | | | |
| | | Target 2016 | 2 within a Call | | | | | | | | | | |
| | | Baseline | 0 | | | | | | | | | | |
| | | ▪ No. of people invited | 0 | 0 | 0 | 0 | 172 | 46 | 150 | | | | |

| | Activity | Indicator | 2007 | 2008 | 2009 | 2010 | 2011 | 2012 | 2013 | 2014 | 2015 | 2016 | Total |
|--|----------|-----------------------------------|-----------------|------|------|------|------|------|------|------|------|------|-------|
| | | Target 2016 | 40 per training | | | | | | | | | | |
| | | Baseline | 0 | | | | | | | | | | |
| | | ▪ No. of participants | 0 | 0 | 0 | 0 | 175 | 51 | 105 | | | | |
| | | Target 2016 | 30 per training | | | | | | | | | | |
| | | Baseline | 0 | | | | | | | | | | |
| | | ▪ No. of speakers | 0 | 0 | 0 | 0 | 15 | 3 | 10 | | | | |
| | | Target 2016 | 2 per training | | | | | | | | | | |
| | | Baseline | 0 | | | | | | | | | | |
| | | ▪ No. of topics covered | 0 | 0 | 0 | 0 | 4 | 6 | 7 | | | | |
| | | Target 2016 | 2 per training | | | | | | | | | | |
| | | Baseline | 0 | | | | | | | | | | |
| | | ▪ No. of documents distributed | 0 | 0 | 0 | 0 | 175 | 51 | 128 | | | | |
| | | Target 2016 | 30 per training | | | | | | | | | | |
| | | Baseline | 0 | | | | | | | | | | |
| | | ▪ No. of completed questionnaires | 0 | 0 | 0 | 0 | 26 | 33 | 39 | | | | |
| | | Target 2016 | 30 per training | | | | | | | | | | |
| | | Baseline | 0 | | | | | | | | | | |

ANNEXES

to the Annual Implementation Report 2013

of Bulgaria-Turkey IPA CBC Programme 2007-2013



✓ **ANNEX I:**

Part A: List of projects under First Call for Project Proposals of IPA CBC Programme Bulgaria - Turkey finalized until December 31st, 2013

Part B: List of projects funded under Second Call for proposals under the Bulgaria-Turkey IPA CBC Programme until December 31st, 2013

Part C: List of projects under Third Call for project proposals of IPA CBC Programme Bulgaria - Turkey, approved for financing until December 31st, 2014

✓ **ANNEX II:** Review of the most popular project activities financed under the IPA CBC Bulgaria – Turkey Programme and related successful projects

✓ **ANNEX III:**

The annex encompasses a comprehensive list on communication and information activities during 2013, including:

- Promotional materials
- Programme web site
- Programme trainings in 2013
- Technical meetings and JMC meeting in 2013
- Publicity/Media campaigns
- Bulgaria-Turkey IPA Cross-border Programme events in 2013
- Media

ANNEX I List of projects under First Call for Project Proposals of IPA CBC Programme Bulgaria - Turkey
Part A finalized until December 31st, 2013

| No. | Project number | Project Title | Lead Partner | Project Partners | Budget (EUR) | Duration (months) |
|-----|---------------------------|--|--|---|--------------|-------------------|
| 1. | 2007CB16IPO008-2009-1-005 | "INNOVATRANS – innovation transfer between people and enterprises for economic prosperity of the region Yambol – Babaeski" | Yambol Chamber of Commerce and Industry | Babaeski Trade Exchange | 88865,68 | 12 |
| 2. | 2007CB16IPO008-2009-1-006 | THE CROSS-BORDER WOMEN WOLRD | EUROCLUB WOMEN | 1. EDIRNE CHAMBER OF COMMERCE AND INDUSTRY; 2. YAMBOL CHAMBER OF COMMERCE AND INDUSTRY | 67983,68 | 12 |
| 3. | 2007CB16IPO008-2009-1-007 | EURO FARMER - Prosperity trough contemporary and modern European agriculture in cross-border region | BABAESKI TRADE EXCHAGE | YAMBOL CHAMBER OF COMMERCE AND INDUSTRY | 98583,79 | 12 |
| 4. | 2007CB16IPO008-2009-1-009 | "GATE 2 TOUR: Integral development of cultural-historical tourism in Yambol – Strandja – Edirne regions" | REGIONAL ADMINISTRATION – YAMBOL | Young Businessmen Association of Edirne | 98004,93 | 14 |
| 5. | 2007CB16IPO008-2009-1-010 | Two differing practices - One joint purpose | Municipal School and Kindergarten Trustees in Bolyarovo municipality | 1. Municipality of Kofçaz; 2. Bolyarovo municipality | 86571,05 | 12 |
| 6. | 2007CB16IPO008-2009-1-012 | Friendship across borders for a common European future | Municipality of Stambolovo | Municipality of Ahmetbey | 449076,22 | 16 |



| | | | | | | |
|-----|---------------------------|--|---|---|------------|----|
| 7. | 2007CB16IPO008-2009-1-015 | Stimulation of entrepreneurship in the Food and Drink sector of the BG-TR cross border area | Chamber of Commerce and Industry - Bourgas | Kirklareli Chamber of Commerce and Industry | 63940,84 | 9 |
| 8. | 2007CB16IPO008-2009-1-016 | We are living our common culture | Atakoy Primary Educational School | High School Prof.Dr. Asen Zlatarov | 58000 | 11 |
| 9. | 2007CB16IPO008-2009-1-019 | Strandja Mountain - To Learn and Protect It Together | Yenice Primary School | High School "Vasil Levski" | 60000 | 12 |
| 10. | 2007CB16IPO008-2009-1-022 | Encouraging the eco-friendly business in the cross-border region Topolograd - Buyukkaristiran | "Topolograd" Non-Government Organization | Municipality of Buyukkaristiran | 99734,7 | 15 |
| 11. | 2007CB16IPO008-2009-1-026 | 2010 - New start for cross-border heritages' promotion | Union for providing of services to the villages, Kirklareli | District Administration Bourgas | 92000 | 12 |
| 12. | 2007CB16IPO008-2009-1-030 | Common step for clear environment | Pinarhisar Municipality Administration | Lyubimets Municipality Administration | Terminated | 12 |
| 13. | 2007CB16IPO008-2009-1-034 | "Regional Bulgarian – Turkish Business Council "Trakya"" – measure for increasing the economic competitiveness of the cross-border region Haskovo - Edirne | HASKOVO CHAMBER OF COMMERCE AND INDUSTRY | Edirne Chamber of Commerce and Industry | 81968,42 | 12 |
| 14. | 2007CB16IPO008-2009-1-039 | CROSS BORDER TOURISM INTEGRATION | EDIRNE CHAMBER OF COMMERCE AND INDUSTRY | BOURGAS REGIONAL TOURISM AGENCY | 84157,89 | 15 |
| 15. | 2007CB16IPO008-2009-1-040 | FRIENDSHIP WITHOUT BORDERS | Foreign Language School "Prof.D-r Asen Zlatarov" | Edirne Yildirim Beyazit Anatolian High School | Terminated | 12 |

| | | | | | | |
|-----|---------------------------|---|---|---|------------|----|
| 16. | 2007CB16IPO008-2009-1-041 | "Journey through the rich cultural diversity of the border region Yambol-Edirne" | Municipality of Yambol | Secretariat General of Special Administration of Province in Edirne | 528370,89 | 16 |
| 17. | 2007CB16IPO008-2009-1-045 | CAPACITY BUILDING FOR BORDER MUNICIPALITIES ABOUT STRATEGIC PLANNING | Union of Meric Municipalities | Regional Municipalities Association "Maritza" | 75056,86 | 10 |
| 18. | 2007CB16IPO008-2009-1-049 | Cover History Without Boundary | Uzunkopru Municipality | 1. Municipal Association of Small and Medium sized Business - Haskovo; 2. European Integration Agency | 99789,47 | 12 |
| 19. | 2007CB16IPO008-2009-1-051 | South-Eastern European Network on Balkans-Cross-Border Region Bulgaria-Turkey | National Association of Small and Medium Business (NASMB) - branch Yambol | 1. Municipality Luleburgaz; 2. LIAD Luleburgaz Businessman Company | 90694,74 | 9 |
| 20. | 2007CB16IPO008-2009-1-053 | "Green Corridors" - promotion of cultural, natural and historical heritage in the border region of Burgas and Kırklareli | Municipality of Burgas | Municipality of Kırklareli | 98401,49 | 12 |
| 21. | 2007CB16IPO008-2009-1-054 | "Mobile cross border agri-center for innovative practices, sustainable development and risks prevention" | Bourgas Chamber of Commerce and Industry | 1. Agrounivers 2006 - Bourgas; 2. Kırklareli Chamber of Commerce and Industry; 3. Headquarters Of The Kırklareli Chamber Of Agriculture | 99542,11 | 12 |
| 22. | 2007CB16IPO008-2009-1-055 | Open Dialog Network for interprofessional Education and Training | Trakya University - Edirne (TUE) | Technical College - Yambol (TCY) | Terminated | 12 |
| 23. | 2007CB16IPO008-2009-1-056 | Strandja-Yildiz Mountain: Development of Small-scale Infrastructure for Protection of Natural and Cultural Heritage in the CBC Area | MUNICIPALITY OF SREDETS | MUNICIPALITY OF VIZE | 592266,18 | 24 |

| | | | | | | |
|-----|---------------------------|--|--|--|-----------|----|
| 24. | 2007CB16IPO008-2009-1-057 | Common Culture Beyond Boundaries | Vize Municipality | Sredets Municipality | 99378,95 | 12 |
| 25. | 2007CB16IPO008-2009-1-064 | STRALDZHA AND SULOGLU - CROS-BORDER TRAVELLING | STRALDZHA MUNICIPALITY | Suloglu Municipality | 592072,37 | 21 |
| 26. | 2007CB16IPO008-2009-1-065 | The cultural heritage of two neighbor nations – open door through the millenniums | Trakya Development Association (TRAKAB) | Sozopol Foundation | 599291,88 | 24 |
| 27. | 2007CB16IPO008-2009-1-066 | Creating of Conditions of Relaxation, Sports and Tourism in Edirne and Elhovo | The Union of Edirne Province Centre and Villages Ministration | Municipality of Elhovo | 592294,63 | 18 |
| 28. | 2007CB16IPO008-2009-1-069 | CRAFTS DEMONSTRATION CENTER IN NESSEBAR AND EDIRNE | NESSEBAR MUNICIPALITY | 1. BOURGAS REGIONAL TOURIST ASSOCIATION; 2. Union of the Edirne Tradesmen and Craftsmen Chambers; 3. SECRETARIAT GENERAL TO SPECIAL ADMINISTRATION OF PROVINCE IN EDIRNE | 598878,42 | 24 |
| 29. | 2007CB16IPO008-2009-1-070 | Equal employment opportunities | Alliance for regional and civil initiatives | Union of Merich Municipalities | 82081,05 | 12 |
| 30. | 2007CB16IPO008-2009-1-071 | CROSS-BORDER EURO MARKET – CHANCE FOR BUSINESSMEN AND TRADERS | LİAD LÜLEBURGAZ BUSINESSMAN COMPANY | YAMBOL CHAMBER OF COMMERCE AND INDUSTRY | 78024,21 | 12 |
| 31. | 2007CB16IPO008-2009-1-073 | TURKEY-BULGARIA CROSS-BORDER COOPERATION TO IMPROVE THE INFRASTRUCTURE OF VOCATIONAL & TECHNICAL EDUCATION | Luleburgaz Technical High School and Industrial Vocational High School | Professional High School of Mechanics and Electric Technology | 537525,79 | 12 |

| | | | | | | |
|-----|---------------------------|---|---|--|-----------|----|
| 32. | 2007CB16IPO008-2009-1-075 | Advanced QUALity of life Through Investment activities for improvement of the Cross-border management of floods | Svilengrad municipality, Bulgaria | Uzunkopru municipality | 599582,1 | 24 |
| 33. | 2007CB16IPO008-2009-1-076 | Strong, Knowing, Intelligent, Labouring and Leading Schoolfellows | Civic Association "Together for Svilengrad" | 1. Language High School with teaching profile – Edirne; 2. Municipality of Svilengrad | 82457,75 | 12 |
| 34. | 2007CB16IPO008-2009-1-081 | Improved Agriculture Improved Social Links | Municipality of Kircasalih | 1. Municipal Association of Small and Middle Scale Business Haskovo; 2. European Integration agency | 99993,68 | 12 |
| 35. | 2007CB16IPO008-2009-1-082 | Improving Trade Capacity of Uzunköprü and Haskovo Project | UZUNKÖPRÜ CHAMBER OF COMMERCE AND, EDİRNE | HASKOVO CHAMBER OF COMMERCE AND INDUSTRY | 41421,05 | 9 |
| 36. | 2007CB16IPO008-2009-1-084 | Teenager Bridges | Uzunkopru Muzaffer Atasay Anatolian High School | GREENER BOURGAS FOUNDATION | 99421,05 | 12 |
| 37. | 2007CB16IPO008-2009-1-085 | Investments iN the promotion oF the cultural, hIstorical and Natural herIitage in The cross-border rEgion | Municipality of Tundja | Trakya Development Association (TRAKAB) | 459153,53 | 15 |
| 38. | 2007CB16IPO008-2009-1-086 | Improving Skills Towards Stronger Links | Uzunkopru Union of Milk Producers | 1.Municipal Association of small and medium sized business-Haskovo; 2.European Integration agency | 97500 | 12 |
| 39. | 2007CB16IPO008-2009-1-087 | "Turning the cross-border region Bulgaria - Turkey into an attractive tourist destination" | NGO "High tech business incubator" | Trakya Development Association (TRAKAB) | 54949,47 | 14 |
| 40. | 2007CB16IPO008-2009-1-088 | MUTUAL AID KEEPS ENERGY | Neofit Rilski High-school | Edirne Vocational and Tecnical Education High School | 99444,97 | 12 |

| | | | | | | |
|-----|---------------------------|--|---|---|-----------|------|
| 41. | 2007CB16IPO008-2009-1-089 | " Mathematics - Key of Good Neighbourhood " | "Nikola Yonkov Vaptsarov" High School | 1. "Radical" Club at High School in Mathematics "Acad. N. Obreshkov" – the town of Burgas; 2. Pınarhisar Anatolian High School | 99415,74 | 12 |
| 42. | 2007CB16IPO008-2009-1-091 | Improvement of quality of life in the cross-border region through promotion of environmental friendly agriculture | "EUROPE AND WE" ASSOCIATION | Pınarhisar Chamber of Agriculture | 98410,95 | 12 |
| 43. | 2007CB16IPO008-2009-1-095 | Efficient, Sustainable and Ecological Practices in the Cross-Border Region | INSTITUTE FOR REGIONAL STRATEGIES | 1. EUROPEAN INSTITUT FOUNDATION; 2. Producer of Dairy and Agriculture Products of Edirne Province Centre Association (ESUTUB) | 99987,9 | 12 |
| 44. | 2007CB16IPO008-2009-1-097 | Sustainable agriculture development through capacity building and business promotion tools | Business Center - Elhovo | Ipsala District rice commission | 94380 | 12 |
| 45. | 2007CB16IPO008-2009-1-104 | Raising the quality of life in the Municipalities of Bolyarovo and Alpıllu and provision of possibilities for recreation and sports" | "Ravnovesie" Association | 1. Municipality Alpıllu; 2. Municipality of Bolyarovo | 599503,15 | 18 |
| 46. | 2007CB16IPO008-2009-1-106 | Consultacy Network for Business Support and Investment Promotion | Municipality of Mineralni Bani | Municipality of Suloglu | 99542,11 | 12 |
| 47. | 2007CB16IPO008-2009-1-107 | "Raising the capacity of border municipalities for provision of social services and application EU policy in the social sphere" | "Demetra" Association | 1. Municipality Alpıllu; 2. Sozopol Municipality | 320526,24 | 21,5 |
| 48. | 2007CB16IPO008-2009-1-110 | Cross Border Youth Culture Programme | Spiritual Mirror Association - Branch Brodilovo | 1. Democracy Primary School; 2. Vasil Levski Secondary School | 66132,63 | 12 |

ANNEX I List of projects funded under Second Call for proposals under the Bulgaria-Turkey IPA CBC Programme
Part B untill December 31st, 2014

| No. | Project ID | Project title | Lead Partner | Project Partners | Budget | Duration |
|-----|---------------------------|---|---|--|--------------|----------|
| 1 | 2007CB16IPO008-2011-2-001 | Cross Border Collaboration Between Bulgaria and Turkey Identifying Entrepreneurs and Ideas and Supporting Technology Transfer and Commercialisation | Greener Bourgas Foundation | Uzunköprü Commodity Exchange | Terminated | 12 |
| 2 | 2007CB16IPO008-2011-2-003 | Cross-border learning and education strategies with focus on the use of ICT | Kladara | Kirklareli Provincial Directorate for National Education | 89 013,16 € | 12 |
| 3 | 2007CB16IPO008-2011-2-005 | Turkish-Bulgarian Cooperation for Promotion of Participatory Democracy Through Improvement of Decision-Making Processes in Local Governments | Uzunköprü Association of Headmen of Villages and Neighbourhoods | Greener Bourgas Foundation | 93 620,05 € | 12 |
| 4 | 2007CB16IPO008-2011-2-006 | Culture and friends | Municipality Bouykkaristiran | Chitalishte "St.St. Kiril and Methodius- 1894" | 116 640,15 € | 12 |
| 5 | 2007CB16IPO008-2011-2-011 | Youths - volunteers in society's favour | The Governor of Havsa District | Fire Safety and Civil Protection Directorate General- Ministry of the Interior Search And Rescue Association of Edirne | Terminated | 12 |
| 6 | 2007CB16IPO008-2011-2-012 | CB PHOTO FOCUS: The beauty of Yambol and Edirne through the eyes of photography | Regional Administration Yambol | Provincial directorate of culture and tourism | 90 050,75 € | 12 |
| 7 | 2007CB16IPO008-2011-2-014 | Women Entrepreneurs Cross Border Cooperation – Together in business | Edirne Chamber of Certified Public Accountants | National Association of Small and Medium Business - Yambol Branch | 105 333,09 € | 12 |

| | | | | | | |
|----|---------------------------|--|--|--|--------------|----|
| 8 | 2007CB16IPO008-2011-2-016 | The sport - a model for reinforcement of social links in the cross-border region Burgas - Kirkclareli | Vasil Aporilov primary School | Ahmet Yener" Primary School "Kladara" Foundation | 115 726,36 € | 12 |
| 9 | 2007CB16IPO008-2011-2-021 | Food as a Mutual Cultural Heritage in Thrace Region | DAYKO-Foundation of Protection of the Natural Life | Municipality Tsarevo Vize Municipality | 110 388,34 € | 12 |
| 10 | 2007CB16IPO008-2011-2-022 | Cultural heritage - asset for cross-border cohesion and prosperity | Alliance for regional and civil initiatives ARCI - Haskovo branch | Vize Municipality | 138 778,95 € | 12 |
| 11 | 2007CB16IPO008-2011-2-023 | Enhancing the Respect for Gender Equality in BG-TR cross-border area | Chamber of commerce Bourgas | Kirkclareli Chamber of Commerce and Industry | 88 124,21 € | 12 |
| 12 | 2007CB16IPO008-2011-2-025 | Tell us about thracians | Union of the Edirne Tradesmen and Craftsmen Chambers (EDESOP) | Bourgas regional tourist association | 92 297,29 € | 12 |
| 13 | 2007CB16IPO008-2011-2-028 | Traditional Craft Professions and their Adaptation to the Economy in the Cross-Border Area | Burgas Regional Chamber of Skilled Crafts | Kirkclareli Chamber of Tradesmen and Craftsmen European Integration & Regional Competitiveness Foundation | 72 470,63 € | 12 |
| 14 | 2007CB16IPO008-2011-2-031 | Cross-border cooperation in favor of the unique nature and access to the historical heritage of the Lyubimets region | Municipality of Lyubimets | Municipality of Babaeski | 130 968,42 € | 12 |
| 15 | 2007CB16IPO008-2011-2-033 | Good partners - healthy future | Primary and Secondary School "Nikola Vapzarov" Primorsko | Ataturk Primary School Municipality Primorsko | 424 835,85 € | 24 |
| 16 | 2007CB16IPO008-2011-2-036 | Economic eco energy strategy-economic development for energy and environmental prosperity | Yambol Chamber of Commerce and Industry | Babaeski Trade Exchange | 106 089,68 € | 12 |

| | | | | | | |
|----|---------------------------|--|--|---|--------------|----|
| 17 | 2007CB16IPO008-2011-2-037 | European women entrepreneurship academy | Euroclub woman | District Governorship of Suloglu Yambol Chamber of Commerce and Industry | 120 711,21 € | 12 |
| 18 | 2007CB16IPO008-2011-2-038 | Joint mobile agro laboratory and educational cross-border center for sustainable agri business | Babaeski Trade Exchange | Yambol Chamber of Commerce and Industry | 518 081,81 € | 18 |
| 19 | 2007CB16IPO008-2011-2-040 | Look at the future, save heritage | District Administration Burgas | Kirkalreli Culture and Tourism Directorate | 149 240,00 € | 12 |
| 20 | 2007CB16IPO008-2011-2-043 | Clean energy for lighting in public places in Straldzha and Kavakli | Straldzha municipality | Kavakli Municipality | 674 908,42 € | 17 |
| 21 | 2007CB16IPO008-2011-2-044 | Alternative tourism in Madzharovo and Alpulu - together we can do more | Madzharovo Municipality | Alpulu Municipality | 550 521,51 € | 24 |
| 22 | 2007CB16IPO008-2011-2-045 | Mutual interchange of nation's values of culture and arts | Luleburgas Culture arts and Sports Club Association | PROJECT MANAGEMENT INSTITUTE FOUNDATION | 99 039,58 € | 12 |
| 23 | 2007CB16IPO008-2011-2-051 | For a better life | Kavaklı Municipality | Straldzha Municipality | 686 371,90 € | 18 |
| 24 | 2007CB16IPO008-2011-2-053 | United cross border activities for the improvement of the economic potential of the Bulgaria–Turkey area | Municipality Dimitrovgrad | Uzunkopru Municipality | 560 277,28 € | 24 |
| 25 | 2007CB16IPO008-2011-2-056 | A cleaner future | Kirklareli The Union for Provision of Services to Villages | Municipality Tsarevo | 565 441,24 € | 16 |
| 26 | 2007CB16IPO008-2011-2-057 | Partnership for Increasing Employability and Social Development of Disabled People | Kirklareli Branch of Turkey Handicap Association | Association "Club of the disabled with physical disabilities" | 124 960,64 € | 12 |
| 27 | 2007CB16IPO008-2011-2-061 | Learning in honey production | Union of Beekeepers, Pinarhisar | Municipality Tsarevo | 85 164,23 € | 9 |

| | | | | | | |
|----|---------------------------|---|--|---|--------------|----|
| 28 | 2007CB16IPO008-2011-2-063 | Joint Eco Forces of Small and Medium Enterprises of Cross-Border Region | Haskovo Chamber of Commerce and Industry | Uzunkopru Chamber of Commerce and Industry | 109 402,11 € | 12 |
| 29 | 2007CB16IPO008-2011-2-066 | Cross-Border Cooperation Against Industrial Disasters | Kirklareli Provincial Disaster and Emergency Management Directorate | Fire Safety and Civil Protection Directorate General- Ministry of the Interior | 668 609,80 € | 24 |
| 30 | 2007CB16IPO008-2011-2-078 | Creation of a cultural network - consolidator of two neighbouring nations | Young Businessmen Association of Edirne | Sozopol Foundation | 138 715,79 € | 12 |
| 31 | 2007CB16IPO008-2011-2-080 | More trade relations – better economic development in the CBC region | Eurointegra Association / (Eurointegra Association - Haskovo branch) | Chamber of Edirne Confectionery, Kebab and Restaurants Tradesmen Chamber of Kesan Restaurants Cafes and Hotels | 124 594,93 € | 12 |
| 32 | 2007CB16IPO008-2011-2-084 | Healthy mind in a healthy body | Vocational School of Electronics and Electrical Engineering” Konstantin Fotinov” | Edirne Provincial Directorate for National Education Regional Inspectorate of education - Burgas | 461 239,63 € | 18 |
| 33 | 2007CB16IPO008-2011-2-085 | Capacity building for biodegradable waste management in the cross-border region of Burgas and Kirklareli. | Association for Waste management | Headquarters Of The Kirklareli Chamber Of Agriculture | 126 812,58 € | 12 |
| 34 | 2007CB16IPO008-2011-2-086 | Common solutions to common problems C.O.M.M.O.N | “Vassil Levski” Primary School of Bourgas | Zubeyde Hanim Nursery School | 100 358,93 € | 12 |
| 35 | 2007CB16IPO008-2011-2-088 | Energy Friendly Rural Development | Local Action Group Tundja | Trakya Development Association (TRAKAB) Municipality of Tundja | 69 680,84 € | 12 |

| | | | | | | |
|----|---------------------------|---|---|---|--------------|----|
| 36 | 2007CB16IPO008-2011-2-089 | Cross-border cooperation for capacity development in the field of archaeological heritage | Centre for Underwater Archaeology | Kirklareli Cultural Assets Association | 127 309,77 € | 12 |
| 37 | 2007CB16IPO008-2011-2-094 | Hand to Hand on the way to the traditions | Kirklareli municipality | Ruen Municipality | 121 904,63 € | 12 |
| 38 | 2007CB16IPO008-2011-2-095 | Preservation of cultural and historical heritage | Bratolyubie National Community Center | Lubimets Municipality Luleburgaz Municipality | 626 770,88 € | 14 |
| 39 | 2007CB16IPO008-2011-2-098 | Active tourism in Strandja and Sakar | Business Center Elhovo | Edirne Nature Sports Club Association - EDOSK | 144 626,74 € | 12 |
| 40 | 2007CB16IPO008-2011-2-101 | Cross-Border Cultural Center for Children | Municipality of Sredets | Municipality of Vize | 799 379,47 € | 24 |
| 41 | 2007CB16IPO008-2011-2-108 | Raising the sustainable and economic development of border municipalities through provision of accessible infrastructure and improvement of settlements | Municipality of Malko Tarnovo | Municipality of Alpullu | 722 325,08 € | 24 |
| 42 | 2007CB16IPO008-2011-2-127 | Preserving the natural heritage - a challenge beyond borders | Foundation Arbitra | Babaeski municipality Reconstruction and Development Union | 124 330,32 € | 12 |
| 43 | 2007CB16IPO008-2011-2-130 | Traditions with a future | Association Business Information Centre Straldja | Ipsala Union of Services for Rural Areas Center for Transfer of Innovative Practices-branch East | 101 680,42 € | 12 |
| 44 | 2007CB16IPO008-2011-2-132 | Interlaced Culture without Borders between Friends and Neighbours | National Chitalishte Prosveta-1870 Svilengrad | Municipality of Kirklareli | 647 493,67 € | 24 |
| 45 | 2007CB16IPO008-2011-2-139 | Initiation of Partnerships for Valorization of Local Natural Assets and Cultural Heritage | Municipal School and Kindergarten Trustees in Bolyarovo | Bolyarovo Municipality Municipality Of Kofchaz | 95 441,45 € | 12 |

| | | | | | | |
|----|---------------------------|--|----------------------|------------------------|--------------|----|
| 46 | 2007CB16IPO008-2011-2-140 | Elaboration of A Detailed Project Design of The Cross Border Road Connection between The Villages of Malkoclar and Strandzha | Kofchaz Municipality | Bolyarovo Municipality | 107 850,95 € | 12 |
|----|---------------------------|--|----------------------|------------------------|--------------|----|

ANNEX I List of projects under Third Call for project proposals of IPA CBC Programme Bulgaria - Turkey,
Part C approved for financing until December 31st, 2014

| No | Project Number | Title | Lead Partner | Project Partner/s | Budget | Duration in months |
|----|---------------------------|---|----------------------------|---|--------------|--------------------|
| 1 | 2007CB16IPO008-2013-3-008 | Joint promotion of agriculture waste composting | EUROPE AND WE ASSOCIATION | Pinarhisar Chamber of Agriculture | 105 359,90 € | 12 |
| 2 | 2007CB16IPO008-2013-3-014 | I&IBM-Information and Investment BUSINESS MATRIX for transfer of practices, organisational and expert capacity in the economic development and tourism in the cross-border region | BABAESKI TRADE EXCHANGE; | YAMBOL CHAMBER OF COMMERCE AND INDUSTRY | 136 911,60 € | 12 |
| 3 | 2007CB16IPO008-2013-3-016 | FRIENDSHIP WITHOUT BORDERS - HAND IN HAND | MUNICIPALITY OF STAMBOLOVO | Municipality of Ahmetbey | 399 953,76 € | 16 |

| | | | | | | |
|----|---------------------------|--|---|--|--------------|----|
| 4 | 2007CB16IPO008-2013-3-017 | Strandja / Yildiz the mountain is without fires | Regional Forest Directorate Bourgas | State Forestry - Kirkclareli | 139 671,47 € | 12 |
| 5 | 2007CB16IPO008-2013-3-018 | Sport as a culture and a healthy way of life | First Elementary School "Ivan Vazov" - Svilengrad | MARTYR TEACHER ADNAN TUNCA HEARING-IMPAIRED PRIMARY SCHOOL, EDIRNE | 270 858,90 € | 15 |
| 6 | 2007CB16IPO008-2013-3-025 | Joint study on anthropogenic air pollution in the Burgas-Kirkclareli cross border region ... | National Institute of Meteorology and Hydrology - Bulgarian Academy of Sciences (NIMH - BAS); | Headquarters of the Kirkclareli Chamber of Agriculture | 135 177,79 € | 12 |
| 7 | 2007CB16IPO008-2013-3-029 | Investments in protection of natural and cultural heritage of the municipalities of Malko Tarnovo and Byuyukmandira | Municipality of Buyukmandira | Municipality of Malko Tarnovo | 394 156,12 € | 18 |
| 8 | 2007CB16IPO008-2013-3-035 | Preservation of intangible cultural heritage in the region of Elhovo and Lalapasa through construction of infrastructure for conducting traditional events | Elhovo Municipality | District Governorate of Lalapasa Union for Delivering Services to Villages | 384 930,81 € | 15 |
| 9 | 2007CB16IPO008-2013-3-039 | Support for disadvantaged social groups in the cross-border region Svilengrad-Uzunkopru | Svilengrad Municipality; | Uzunkopru Municipality | 354 142,40 € | 24 |
| 10 | 2007CB16IPO008-2013-3-041 | Joint Istranca Region protection for sustainable development | DAYKO - Foundation of Protection of the Natural Life | Europe and We Association Green Balkans - Pomorie branch | 111 903,29 € | 12 |

| | | | | | | |
|----|---------------------------|---|--|--|--------------|----|
| 11 | 2007CB16IPO008-2013-3-044 | CROSS-BORDER YOUTH ZONE | VIZE MUNICIPALITY | MUNICIPALITY OF SREDETS | 393 222,72 € | 24 |
| 12 | 2007CB16IPO008-2013-3-045 | TO Borderless Equality | MUNICIPALITY OF SREDETS | VIZE MUNICIPALITY | 463 880,62 € | 24 |
| 13 | 2007CB16IPO008-2013-3-051 | Transboundary Cooperation for Agrochemistry and Pest Control Education | Uzunkopru Commodity Exchanges | University "Prof. Asen Zlatarov" Bourga | 97 474,05 € | 12 |
| 14 | 2007CB16IPO008-2013-3-056 | The Meeting Sea/ Pond and Natural of Tourism | Union for providing of services to the villages in Lüleburgaz | Tsarevo municipality | 395 323,29 € | 24 |
| 15 | 2007CB16IPO008-2013-3-067 | CBC to improve the Socio&Educational Infrastructure in Nesebar and Kirkclareli | Municipality of Nesebar | Municipality of Kirkclareli | 398 663,40 € | 24 |
| 16 | 2007CB16IPO008-2013-3-075 | The Spirit of Tradition | Vocational School of Electronics and Electrical Engineering "Konstantin Fotinov", Burgas | Havsa Sehit Öğretmen Mehmet Birol Girls Vocational and Technical High School | 106 699,35 € | 12 |
| 17 | 2007CB16IPO008-2013-3-076 | Enhancement of the Cultural Cooperation between Üsküp and Bolyarovo Municipalities through Development of Cultural Infrastructure | Üsküp Municipality | Municipality of Bolyarovo | 396 890,94 € | 24 |

| | | | | | | |
|----|---------------------------|---|---------------------------------------|---|--------------|----|
| 18 | 2007CB16IPO008-2013-3-092 | Better Education Through Sport | Municipality of Lyubimets | Luleburgas Municipality | 394 601,74 € | 24 |
| 19 | 2007CB16IPO008-2013-3-105 | Common Identity Common History | Regional Historical Museum of Haskovo | Kirklareli District Directorate of Culture and Tourism | 397 951,11 € | 18 |
| 20 | 2007CB16IPO008-2013-3-115 | The Voice of the Rock | The Governorship of Enez | Lyubimets Municipality Administration Rhodopica Foundation | 398 460,18 € | 18 |
| 21 | 2007CB16IPO008-2013-3-119 | Creating An Enviro - Cultural Vision Beyond The Borders - Exposition of Two different Practices About Enviro-Cultural potentials of the Cross-Border region | Kirklareli Municipality; | Ruen Municipality. | 373 951,50 € | 24 |

ANNEX II Review of the most popular project activities financed under the IPA CBC Bulgaria – Turkey Programme and related successful projects

Priority Axis 1 – Sustainable Social & Economic Development

Key Area of Intervention 1.1 – Improvement of the Social Development and Social Cohesion Links - soft measures

The most popular type of activity, financed under 16 projects so far under the current area of intervention was: Networking activities among organizations or institutions for implementation of trainings and capacity building initiatives aimed to reinforce social and cultural links; Seminars, conferences, training events, targeting transfer of know-how and cultural exchange.


It brings undisputable added value for the future of the cross border region, by establishing partnership mainly between schools and educational institution.

Some of the best examples of successfully implemented projects were:

- 2007CB16IPO008-2009-1-076, “Strong, Knowing, Intelligent, Labouring and Leading Schoolfellows”, implemented by: Association "Together for Svilengrad“, Language High school with teaching profile Edirne and Svilengrad municipality;

Budget: 82 449,84 Euro.

Description: “Green camp” activity and establishment of outdoor classroom contributed to kids’ health and communication skills. The project is successfully accomplished in June 2012.



- 2007CB16IPO008-2009-1-084, “Teenager Bridges”, implemented by: Uzunkopru Muzaffer Atasay Anatolian High School and Greener Burgas Foundation;

- 2007CB16IPO008-2009-1-088, “Mutual Aid Keeps Energy”, implemented by: Neofit Rilski High-school Harmanli and Edirne Vocational and Technical High School;
- 2007CB16IPO008-2009-1-089, "Mathematics - Key of Good Neighbourhood", implemented by: "N.Y.Vaptsarov" High School Tsarevo, “Radical” Club at High School in Mathematics Burgas and Pinarhisar Anatolian High School;
- 2007CB16IPO008-2011-2-045, “Mutual interchange of nation's values of culture and arts”, implemented by: Luleburgaz Culture arts and Sports Club Association and Project management institute Foundation.

Key Area of Intervention 1.3 – Infrastructural Support for the Improvement of the Economic Potential of the Co-operation Area – investment measures

The most popular type of activity, financed under the current area of intervention was: Reconstruction of social infrastructure (educational, health care, child care, etc.) including small-scale infrastructure ensuring equal opportunity access to main facilities; more than 20 sites - parks, playgrounds, school sport halls. This is to point out ones again the importance of supporting youth and education not only by soft networking activities but by investing in relevant modern infrastructure for its development as well:

Some of the best examples of successfully implemented projects were:

- 2007CB16IPO008-2011-2-084, “Healthy mind in a healthy body”, implemented by: Vocational School of Electronics and Electrical Engineering” K. Fotinov” Burgas, Edirne Directorate for National Education and Regional Inspectorate of education - Burgas;

Budget: 461 239,63 Euro

Description: Repair and reconstruction of multi-functional sports playground, Supply of uniforms and equipment, Supply of musical instruments and Suits. The project is under implementation in 2014. The end date of contract is in January 2015.



- 2007CB16IPO008-2009-1-012, “Friendship across borders for a common European future”, implemented by: Stambolovo municipality and Ahmetbey municipality;

- 2007CB16IPO008-2011-2-033, "Good partners - healthy future", implemented by: "Nikola Vapzarov" school, Ataturk primary school Kirklareli and Primorsko municipality,
- 2007CB16IPO008-2011-2-108, "Raising the sustainable and economic development of border municipalities through provision of accessible infrastructure and improvement of settlements", implemented by: Malko Tarnovo municipality and Alpulu municipality - 30 000 sq.m. sidewalks renewal

Key Area of Intervention 2.1 – Protection of environment, nature and historical and cultural heritage

Soft measures

The most popular type of activity, financed under the current area of intervention was: Cultural cooperation through development of joint traditional and new festivals, exhibitions, cultural events. This activity is a central one for 7 projects so far, marking in this respect the need to implement it during the next period under the approved priority for encouraging tourism and cultural and natural heritage.

Some of the best examples of successfully implemented projects were:

- 2007CB16IPO008-2011-2-021, "Food as a Mutual Cultural Heritage in Thrace Region", implemented by: DAYKO-Foundation, Tsarevo Municipality and Vize municipality;
- 2007CB16IPO008-2011-2-094, "Hand to Hand on the way to the traditions", implemented by: Kirklareli municipality and Ruen municipality;

Budget: 121 904,63 Euro

Description: "Tradition and Culture" Workshop and Galanty Show , Crafts and Mummies Games , Ritual Cuisine Workshop , "Hand To Hand – Crafts and Culture" Joint Festival, Cultural Maps and Cultural Guides for both municipalities. The project is successfully accomplished in December 2013.



Another very popular type of activity, financed under the current area of intervention was: Development of detailed plans, detailed project designs, architectural and engineering designs as another soft activity financed under 6 projects so far, saving its importance in the next programming period within the priority for protecting the environment, climate change, risk prevention and management.

Some of the best examples of successfully implemented projects were:

- 2007CB16IPO008-2009-1-009, "GATE 2 TOUR: Integral development of cultural-historical tourism in Yambol – Strandja – Edirne regions", implemented by: District administration Burgas and Young Businessmen Association of Edirne;

Budget: 98 004, 93 Euro

Description: Elaborated designs for restoration and socialization of two historical heritage monuments in Yambol and Edirne regions. The project is successfully accomplished in August 2012



- 2007CB16IPO008-2009-1-053, "Green Corridors" - promotion of cultural, natural and historical heritage in the border region of Burgas and Kirkclareli", implemented by: Burgas municipality and Kirkclareli municipality;
- 2007CB16IPO008-2011-2-040, "Look at the future, save heritage", implemented by: District administration Burgas and Kirkclareli Culture and Tourism Directorate;

Key Area of Intervention 2.1 – Protection of environment, nature and historical and cultural heritage Investment measures

The most popular type of activity, financed under the current area of intervention was: Development and construction of small-scale infrastructure related to cultural sites; Reconstruction of cultural centres or sites and adjacent small infrastructure. 7 Cultural centres have been renewed and equipped.

Some of the best examples of successfully implemented projects were:

- 2007CB16IPO008-2009-1-065, "The cultural heritage of two neighbour nations – open door through the millenniums", implemented by: TRAKAB and Sozopol Foundation

Budget: 599 291,86 Euro

Description: Restoration of stone walls in the historical reserve "Ancient Sozopol" and restoration of an old Turk house in the historical centre of Kirkclareli. The project is successfully accomplished in July 2013.



- 2007CB16IPO008-2009-1-041, "Journey through the rich cultural diversity of the border region Yambol-Edirne", implemented by: Yambol municipality and Secretariat General of Special Administration of Province in Edirne;
- 2007CB16IPO008-2011-2-095, "Preservation of cultural and historical heritage", implemented by: "Bratolubie" Community centre Lyubimets and Luleburgaz municipality;

Priority Axis 2 – Improvement of the Quality of Life

Key Area of Intervention 2.2 – Protection of environment, nature and historical and cultural heritage

The most popular type of activity, financed under the current area of intervention was: Joint cross-border public awareness campaigns focused on environmental protection and nature-friendly behaviour, sustainable use of natural resources and encouraging of friendly environmental economic activities. This is the core activity of 8 projects financed under the programme aimed mainly at development of modern waste treatment and other innovative environmental actions. This is the reason for choosing the environmental protection as a priority for the next programming period.

Some of the best examples of successfully implemented projects were:

- 2007CB16IPO008-2011-2-127, "Preserving the natural heritage – a challenge beyond borders", implemented by: "Arbitra" Foundation, Reconstruction and Development Union and Babaeski municipality.

Budget: 124 330,32 Euro

Description: Pilot development of a management plan of "Defileto" protected site Establishment of an Eco-centre and Youth nature conservation club in Babaeski municipality. The project is successfully accomplished in December 2013.



- 2007CB16IPO008-2009-1-095, “Efficient, Sustainable and Ecological Practices in the Cross-Border Region”, implemented by: Institute for regional strategies Burgas, European Institute Foundation and Association of Producers of Dairy and Agriculture Products in Edirne;
- 2007CB16IPO008-2011-2-085, “Capacity building for biodegradable waste management in the cross-border region of Burgas and Kırklareli”, implemented by: Association for Waste management Burgas and Kırklareli Chamber of Agriculture,
- 2007CB16IPO008-2009-1-091, “Improvement of quality of life in the cross-border region through promotion of environmental friendly agriculture”, implemented by: Europe and We Association and Pınarhisar Chamber of Agriculture;

ANNEX III Promotional materials, Programme web site, Programme trainings in 2013, Technical meetings and JMC meeting in 2013, Publicity/Media campaigns, etc.

Promotional materials 2013

During the reporting period of year 2013 no promotional materials were prepared. Previously produced promotional materials have been distributed during the various occasions in both Turkey and Bulgaria (Info days, JMC meetings, technical meetings, training seminars etc.) to the Programme implementation stakeholders, potential applicants, beneficiaries and the general public.

Programme website – 2013

The official Programme website was effectively released in the end of August 2009 with address:

<http://www.ipacbc-bgtr.eu/>

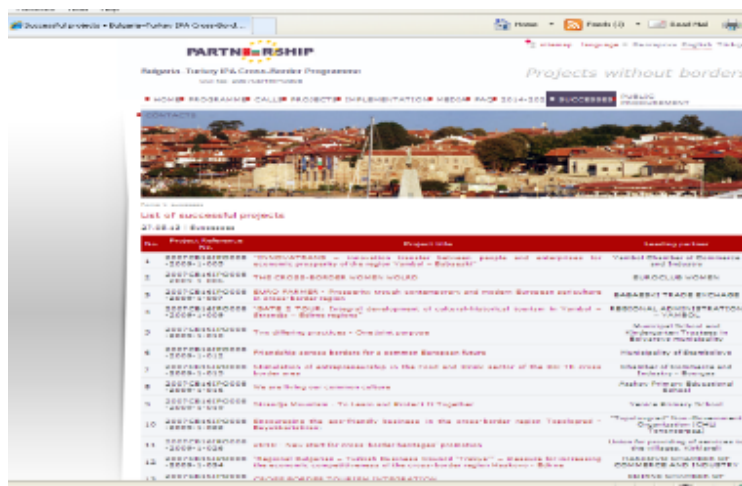
The website includes comprehensive information on the Programme and its Priority axes, accompanied by all documents concerning Programme implementation. The website is regularly updated with relevant Programme information (events, news, documentation etc.). The website also includes a tool for partners search with project partner database and thus facilitates the integration among actors and promoting joint activities and ideas.

During 2013 the website was one of the main publicity tools used to promote the Programme and disseminate the relevant information was published in Bulgarian, English and Turkish language.



Although the Programme website proved to be a valuable Programme communication and promotion tool, still improvement is needed in terms of functionality and design. During the period under review three new sections were added to the website, namely:

1. The **“Successes”** section in the main menu was introduced. The Successes section contains the short description of the successful projects under the First Call for proposals. This section contains also photos from the investment sites and pictures from performed events under the project.



2. The **“2014-2020”** section is another new addition to the Programme website which provides the most recent information concerning the preparation of the future Bulgaria-Turkey IPA Cross-border Programme 2014-2020.



- The “Procurement procedure” section contains announcements for public tenders under the Programme.



In order to ensure broad publicity, information on the Programme has been also disseminated through regional and national websites as well as on the websites at the European level:

www.mrrb.government.bg - Bulgarian Ministry of Regional Development (Managing Authority),

www.eufunds.bg – EU Structural Funds website,

www.ab.gov.tr – Ministry for European Union Affairs, Republic of Turkey (National Authority).

Statistical data provided below clearly shows that the website activity has increased in 2012-2013 compared to 2011, 2010 and 2009. As it's seen from the table below the unique website visits for 2013 are 36 956. The number of total visits is – 43 049. The monthly picture of visits shows that its peak is reach in and March 2013 with the Information events conducted under the third call for proposals with 6 355 unique website and the interest remains in April 2013 with the extension of the deadline for submission of project proposals under the Third call with 4 829 unique website. The interest also increases in October and November 2013 with the start of the pre-contracting activities.

Number of visits to the Bulgaria-Turkey IPA Cross-border Programme website on yearly basis:

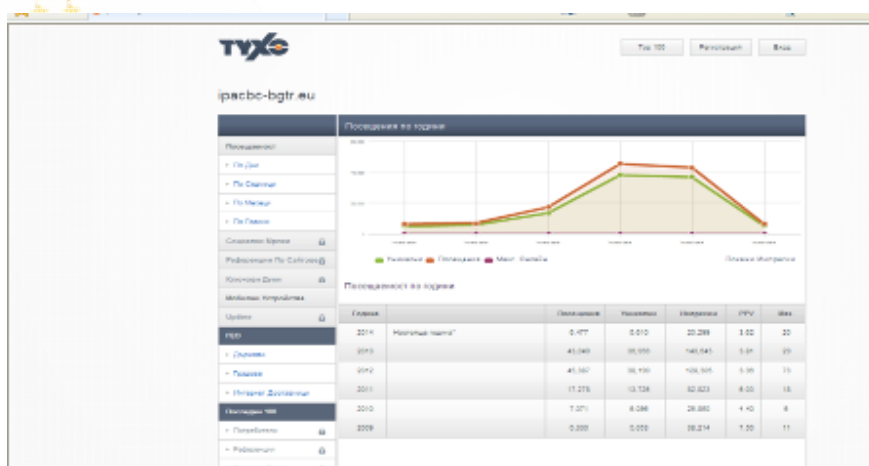
| Year | Total Visits | Unique visits |
|------|--------------|---------------|
| 2013 | 43 049 | 36 956 |
| 2012 | 45 387 | 38 190 |
| 2011 | 17 278 | 13 726 |
| 2010 | 7 071 | 6 096 |
| 2009 | 6 330 | 5 053 |

Number of visits to the Bulgaria-Turkey IPA Cross-border Programme website on monthly basis from the launching of the web-site until the end of 2013:

| Month | Year 2009 | Year 2010 | Year 2011 | Year 2012 | Year 2013 |
|-----------|-----------|-----------|-----------|-----------|-----------|
| January | 0 | 527 | 747 | 6 817 | 3 217 |
| February | 0 | 470 | 627 | 4 096 | 5 695 |
| March | 0 | 589 | 1 144 | 4 426 | 7 610 |
| April | 0 | 506 | 1 289 | 3 589 | 5 747 |
| May | 0 | 420 | 1 323 | 4 457 | 3 244 |
| June | 0 | 485 | 1 564 | 3 076 | 2 502 |
| July | 0 | 611 | 2 487 | 4 938 | 2 329 |
| August | 0 | 586 | 2 229 | 3 578 | 2 250 |
| September | 200 | 575 | 4 173 | 3 195 | 2 641 |
| October | 1 797 | 788 | 4 210 | 2 407 | 3 257 |
| November | 2 332 | 723 | 7 761 | 2 112 | 2 825 |
| December | 2 001 | 791 | 5 892 | 2 696 | 1 732 |

The number of visits during 2013 and 2012 to the Programme website is stable and is showing that the promotion of the Programme has a tangible effect and still attracts public attention. The high number of visits to the website during 2013 can be partially explained by the fact that the Third Call for proposals was open in the beginning of February 2013 and all the relevant information concerning the Information events, the evaluation was regularly published on the website in three languages and Programme's website address was advised to be visited for relevant stakeholders in every information and training activity.

The increase in the number of visits to the Bulgaria-Turkey IPA Cross-border Programme website during the period 2009 – 2013 is presented in the following picture:



Detailed statistics concerning the number of visits to the Programme website can be found here: <http://www.tyxo.bg/d/85129/daily>

Programme trainings in 2013

The Joint Technical Secretariat, in cooperation with the Managing Authority, had training seminars **"Project implementation"** for successful beneficiaries under the 2nd Call for proposals. The seminar took place on 16 October 2013 in Haskovo and it was attended by 48 representatives of 21 different partners. This seminar was focused on the project implementation under the Programme, in particular, and on the basic principles of project implementation under IPA Cross-Border Programmes. The content of the seminar reflected the structure of the Project Implementation Manual for beneficiaries under Bulgaria – Turkey IPA Cross-Border Programme and followed the main points in the project implementation cycle.

The Training seminar for Turkish partners under the 2nd Call for proposals was organised by the JTS, in cooperation with the National Authority, and took places on 31 January 2013 in Edirne, Turkey. 57 representatives of Turkish partners have attended to the event.

The Joint Technical Secretariat conducted an anonymous survey among the participants of the training event in Haskovo in order to assess their quality. In total 39 individual questionnaires have been filled and submitted by the participants and the JTS experts reviewed the results. Overall, the participants have been very satisfied with the quality of the training, especially with the covered topics, the quality of the presentations and the practical examples given. The photos from these events can be seen below.

Training in Haskovo



Training in Edirne



Technical meetings and JMC meeting in 2013

One **joint technical meeting** was organized with representatives from the Managing Authority, the National Authority (NA) and the JTS:

The Technical Meeting was held in the town of **Burgas (Bulgaria)** on **October 22nd, 2013**. During the meeting the representatives of MA, NA and JTS discussed the following issues:

- Projects proposed for financing under the 3rd Call for Proposals
- Pre-contracting visits and budget negotiations with the projects approved for financing and put in the reserve list under the 3rd Call for Proposals;
- Progress of the Programme;

- Problems encountered during the Project Implementation Process;
- JTS Antenna issue;
- The need for civil engineer for the JTS Antenna;
- Job Profile of Communication Officer;
- Planning for preparations of new programming period;
- NA proposals for 2014 TA budget.



The Joint Technical Secretariat, in cooperation with the Managing Authority and the National Authority, had organized a Joint Monitoring Committee (JMC) meeting. It was held on October 23rd 2013 in Burgas, Bulgaria. The meeting was chaired by Mrs. Klimentina Deneva, Secretary General of the Ministry of Regional Development of the Republic of Bulgaria, and co-chaired by Mrs. Şebnem Sözer, Coordinator for Cross-border Cooperation and Multi-beneficiary Programmes Directorate for Financial Cooperation, Ministry for European Union Affairs, Republic of Turkey, on behalf of the National Authority. Mrs. Maria Duzova, Director General of the Directorate General "Territorial Cooperation Management" participated in the meeting on behalf of the Managing Authority of the Programme. The Joint Monitoring Committee members has discussed the results of the evaluation of the projects under the Third call for proposals and have approved 13 projects for funding under Priority Axis 1 and Priority Axis 2 from the available amount of the Third Call and 8 projects from the reserve list that will be funded by the savings from the First and Second Calls for proposals. The projects provide opportunities for joint initiatives and practices for social and economic development and for the improvement of the quality of life in the cross - border region.





<http://news.aidabg.net/haskovo/chakame-6-mln.-evro-ot-proekti-s-turtsiya.html>;

<http://news.aidabg.net/haskovo/chakat-proekti-4.6-mln.-leva.html>

http://haskovo.info/index.php?option=com_content&task=view&id=25406&Itemid=2

- During the reporting period, active **trainings for potential applicants** concerning preparation of the good quality applications under the Third Call for Proposals were organized together with Info Days as a part of their Agendas. Thus, while the activities provided information on the general Programme rules and Guidelines of the Third Call, the training was focused on the Application Pack for Project Proposals and how to fill the Application Form & Annexes. 424 potential applicants attending to Info Days organized under the Third Call for proposals had opportunity to receive such training.

Info day under 3rd Call -28.02.2013- Haskovo





Info day under 3rd Call -26.03.2013- Yambol



Partnership forum and Info day under 3rd Call -14.03.2013- Edime



Info day under 3rd Call -29.03.2013- Kırklareli



Publicity/Media campaign

JTS's experts continuously supported the beneficiaries under the First and Second Call for proposals in the efforts to implement and promote their respective projects. The Programme promotional and visibility activities during 2013 can be best analysed by looking at the following specific categories: "Media", "Events", and "News". All the recordings of the audio and video materials collected as well as the original newspaper publications are available at the JTS main office premises.

Visual Identity Guidelines (VIG)

VIG was issued by the JTS in 2011 and kept being a very useful tool for the beneficiaries in terms of obeying the visualisation rules of the Programme and easing them in the process of preparing their promotional materials.

Participation in other forums

For second consecutive year on 21 September 2013 the European Cooperation Day was celebrated under the Bulgaria-Turkey IPA Cross-border Programme. Under the motto **"Together to the top"** a joint climbing was carried out of the highest peak in the cross-border area – Mahya tepe near the village of Yenice, Kırklareli, Turkey. The official opening of the event took place in the Municipal yard of the village of Yenice where a special informational table was set with promotional and informational materials about the EC Day and the Programme. More than 75 participants from mountaineering and sport clubs from Haskovo, Yambol, Burgas, Edirne and Kırklareli took part in this year's celebration of the **EC Day 2013 – Be part of it!** The path to the top named **"The Cooperation Route"** was marked with the colours of the Turkish and Bulgarian National Flags. Furthermore, the participants mounted on the route two informational signboards – one in the village of Yenice and one on the top of the peak, and numerous arrow signs indicating the way to the starting and final points. The Turkish and Bulgarian participants together cleaned and prepared a suitable place for camping at 800 m altitude where the Bulgarians placed their tents. The EC Day event contributed to establishing contacts between the representatives of sports and mountaineering clubs from Bulgaria and Turkey for future joint initiatives and projects

European Cooperation Day 2013, 21st of September, - Mahya tepe near the village of Yenice, Kırklareli, Turkey



The official opening of the event in the Municipal yard of the village of Yenice



The path to the top named "The Cooperation Route"



Informational sign boards



Media

- Internet and newspapers**

In addition to the promotion through the Programme website and the websites of the official institutions directly related to the Programme, both the Programme and the projects funded received a good deal of online media attention. In order to reach even broader audience, JTS experts regularly prepare and send out specific Programme press-releases in all the three languages to the representatives of local and regional media. Furthermore, the JTS encourages the Programme beneficiaries to promote the Programme and the respective projects by using the websites and social media pages of the project partners. Some of the beneficiaries have created project specific websites which are of great use to the general population for learning more about the Programme and project results. During 2013, popular national and local media from both countries such as "Dariknews", "Haskovska Maritza", "Haskovo.net", "Aida TV", "Bulgarian National radio" published materials connected with the Programme. HTML, PDF and screenshot records of project websites and the articles published are available at the JTS premises.

<http://news.aidabg.net/haskovo/chakame-6-mln.-evro-of-proekti-s-turtsiya.html>;

<http://news.aidabg.net/haskovo/chakat-proekti-4.6-mln.-leva.html>

http://haskovo.info/index.php?option=com_content&task=view&id=25406&Itemid=2



